

Minotti



— 2020 *Indoor / Outdoor* Collection

Minotti

— Index *Indoor*



CONNERY RODOLFO DORDONI
10-12-14-16-18-24-28-32-36-38-46



TORII NENDO
48-50-52-55-56-58-60-62-64-66-68-74-76-126-129



DAIKI MARCIO KOGAN / STUDIO MK27
22-34-82-85



BLAZER RODOLFO DORDONI
70-80-86-90-102-110



MATTIA RODOLFO DORDONI
120-122



MATTIA COFFEE TABLE RODOLFO DORDONI
72-93-104



FYNN GAMFRATESI
112-114-117-119-143



FYNN SADDLE-HIDE GAMFRATESI
95-96-98-118-132



DAIKI MARCIO KOGAN / STUDIO MK27
22-34-82-85



QUINCY / QUINCY CHEVRON RODOLFO DORDONI
70-104



HOPE RODOLFO DORDONI
251



BOTECO MARCIO KOGAN / STUDIO MK27
26-106-108-134-136



BOTECO COFFEE TABLE MARCIO KOGAN / STUDIO MK27
20-41-42



LINHA MARCIO KOGAN / STUDIO MK27
78

LIAM RODOLFO DORDONI
30-89



SOLID / SOLID SADDLE-HIDE RODOLFO DORDONI
18-28-44-63-90



BLOCK RODOLFO DORDONI
22

FLIRT RODOLFO DORDONI
71-120

KYLE RODOLFO DORDONI
29



LINHA DINING MARCIO KOGAN / STUDIO MK27
124-130-138-140-144-148-151



PENTHOUSE RODOLFO DORDONI
156



DALTON CHROME (UPDATE) RODOLFO DORDONI
58



LOU 2020 CHRISTOPHE DELCOURT
100-146



DARREN (UPDATE) RODOLFO DORDONI
152-154



OSAKA MINOTTI STUDIO
122



ALPS MINOTTI STUDIO
36-58



OUTLINE MINOTTI STUDIO
130



DIBBETS BARCODE MINOTTI STUDIO
48



DIBBETS (UPDATE) RODOLFO DORDONI
62

— Index *Outdoor*



SUNRAY RODOLFO DORDONI
160-162-164-166-170-173-174-177-178-181-182-184-186



FLORIDA (UPDATE) RODOLFO DORDONI
188-190-194



SUNRAY LUKE RODOLFO DORDONI
185



DAIKI OUTDOOR MARCIO KOGAN / STUDIO MK27
217-220-222



FYNN OUTDOOR GAMFRATESI
168-192-196-199-200-202-205-206-209-210-212



BLOCK OUTDOOR RODOLFO DORDONI
184-197




SUNRAY MEG RODOLFO DORDONI
160-173-174



FYNN DINING OUTDOOR GAMFRATESI
206



TERRACE RODOLFO DORDONI
214-218



KYOTO MINOTTI STUDIO
170-184



AVERY MINOTTI STUDIO
178-214

— 2020 *Indoor* Collection

La 2020 Collection riflette un'area di gusto modernista contemporaneo e riafferma l'identità di Minotti legata al saper fare sartoriale di altissima qualità, proprio della *haute couture*, per creare un prodotto sempre più esclusivo. I nuovi sistemi di imbottiti, le sedute e gli arredi sono caratterizzati dalla purezza di forme e volumi, definiti da geometrie rigorose, con un *appeal* architettonico. A questi, fa da contrappunto una confezione ricercata nel gioco prezioso dei materiali e nell'esclusiva collezione tessile.

Un'eleganza silenziosa, mai gridata, dalla forte vocazione internazionale nello stile e nel design, ma assolutamente italiana nell'imprinting. Questo il *fil rouge* che sottende alle creazioni firmate da un team di designer consolidato e coordinato da Rodolfo Dordoni con Minotti Studio. Con Rodolfo Dordoni, Nendo, Marcio Kogan / studio mk27, Christophe Delcourt e GamFratesi, la 2020 Collection guarda a Ovest, alle atmosfere sofisticate Mid-Century della California; a Est, al minimalismo formale del Giappone; a Nord, alla suggestione del rigore scandinavo, filtrati dalla sensibilità e dalla personalità ben definite della *maison*. La 2020 Collection sviluppa un linguaggio che fa proprio il *know-how* della tradizione legata al mondo della tappezzeria con un alto livello di confezione sartoriale. Si avvale della presenza di complementi d'arredo scultorei e di sedute con una forte personalità che rimandano agli anni Cinquanta, Sessanta e Settanta reinterpretandone lo spirito.

La collezione nasce per vivere in interni collocati a latitudini diverse, in Europa come nelle Americhe o in Asia, ed è stata progettata immaginando chi vi abita, i suoi gesti, i suoi rituali quotidiani, le sensazioni tattili, i materiali esclusivi, l'effetto della luce che illumina un piano in essenza o in marmo, il bagliore di un dettaglio in metallo. Arredi sofisticati come un abito sartoriale, a misura della propria personalità e inclinazione, nello spirito più autentico della tradizione progettuale di Minotti. Le diverse matrici culturali dei singoli designer si fondono e concorrono a dare forma e voce a un vero e proprio "progetto Minotti", carico degli stimoli dei diversi talenti creativi e portavoce di uno stile fortemente contemporaneo.

The 2020 Collection reflects a contemporary, modernist style and reaffirms the identity of Minotti, connected to the same high-quality sartorial *savoir-faire* found in *haute couture*, used to craft a range of products that are increasingly exclusive. The new upholstered seating systems, seats and furnishing pieces are characterised by the purity of their shapes and volumes, defined by rigorous geometries with an architectural appeal. These are combined with a sophisticated tailoring thanks to the exquisite materials and the exclusive textile collection. A silent elegance, never shouted, with a strong international vocation in terms of style and design, though entirely Italian in its imprinting.

This is the common thread in all the projects, designed by a strong team coordinated by Rodolfo Dordoni with the Minotti Studio. With Rodolfo Dordoni, Nendo, Marcio Kogan / studio mk27, Christophe Delcourt and GamFratesi, the 2020 Collection looks West, to the sophisticated Mid-Century atmospheres of California; East, to the formal minimalism of Japan; and North, to the striking rigour of Scandinavia, all filtered by Minotti's own well-defined sensitivity and personality. The 2020 Collection develops a language that embraces the know-how of the tradition related to the world of upholstery, with a high level of sartorial craftsmanship. It features sculptural complements and seating elements with a strong personality that look back to the Fifties, Sixties and Seventies, reinterpreting their spirit.

The collection was created for use in interiors located at different latitudes, in Europe, the Americas and Asia. It was designed imagining those living in them, their gestures and daily routines, tactile sensations, exclusive materials, the effect of the light as it illuminates a wooden or marble surface, and the gleam of a metal detail. Sophisticated furnishings, like a tailored suit, made to fit the user's personality and taste, in line with Minotti's design tradition. The different cultural backgrounds of the designers merge and contribute to give shape and voice to the "Minotti project", which gathers the creative stimuli of the designers and is an exceptional example of contemporary style.

Die 2020 Collection spiegelt einen modernen und zeitgenössischen Bereich wider und unterstreicht mit immer exklusiveren Produkten einmal mehr die Identität von Minotti, die mit einem Spitzen-Know-how in puncto Schneiderkunst verbunden ist, die sonst der Haute Couture vorbehalten ist. Die neuen Polstergarnituren, Stühle und Möbel zeichnen sich aus durch eine Reinheit von Formen und Konturen, die durch strenge Geometrien mit architektonischem Charme definiert werden. Hierzu setzt eine auserlesene Verarbeitung mit einem edlen Spiel von Materialien und einer exklusiven Stoffkollektion einen Kontrapunkt.

Eine stille Eleganz, die niemals schreiend wirkt, und mit ihrem Stil und ihrem Design einerseits stark international ausgerichtet, doch andererseits absolut italienisch geprägt ist.

Dies ist der Leitfaden, der sich durch alle von einem bewährten Team von Designern unter der souveränen Koordination von Rodolfo Dordoni mit Minotti Studio entworfenen Kreationen zieht. Mit Rodolfo Dordoni, Nendo, Marcio Kogan / studio mk27 Christophe Delcourt und GamFratesi blickt die 2020 Collection nach Westen, auf die eleganten Mid-Century-Atmosphären Kaliforniens, nach Osten, auf den formalen Minimalismus Japans, und nach Norden, auf die Wirkung der skandinavischen Strenge, jeweils gefiltert durch die Sensibilität und den klar definierten Charakter des Hauses. Die 2020 Collection entwickelt eine Sprache, die das Know-how ausschöpft, das mit der Tradition der Polsterei-Welt und einer hochwertigen Schneiderkunst verbunden ist. Sie umfasst skulpturale Einrichtungsgegenstände und charakterstarke Sitzelemente, die an die fünfziger/sechziger/siebziger Jahre erinnern und den damaligen Geist neu interpretieren.

Die Kollektion ist für die Innenausstattung gedacht, die in ganz unterschiedlichen Breitengraden zu finden ist, in Europa wie auch in Nord- und Südamerika oder Asien, und wurde mit dem Gedanken an die Personen entwickelt, die in ihr leben, an ihre täglichen Rituale, das Berührungsempfinden, die exklusiven Materialien, die Wirkung von Licht, welche eine Oberfläche aus Holz oder Marmor beleuchtet, und den Glanz eines Details aus Metall. Möbel, die so erlesen sind wie ein maßgeschneiderter Anzug, zugeschnitten auf die eigene Persönlichkeit und Neigung, im ursprünglichsten Geist der Designtradition von Minotti. Die unterschiedlichen kulturellen Herkünfte der einzelnen Designer verschmelzen miteinander und tragen dazu bei, einem echten "Minotti Projekt" Form und Stimme zu verleihen, das voller Anreiz der unterschiedlichen kreativen Talente und Sprecher eines stark zeitgenössischen Stils ist.

De style moderniste contemporain, la 2020 Collection réaffirme l'identité de Minotti, indissociable d'un savoir-faire sur mesure d'excellence digne de la haute couture et à même de créer des produits toujours plus haut de gamme. Les nouveaux systèmes de meubles rembourrés, les sièges et les meubles se distinguent par la pureté de leurs formes et de leurs volumes définis par des géométries rigoureuses au charme architectural. Un aspect que contrebalance le raffinement de la confection qui joue sur une précieuse association des matières et une collection de tissus exclusive.

Une élégance silencieuse sans jamais être ostentatoire et une envergure internationale en termes de style et de design qui demeure toutefois résolument italienne dans ses influences.

Tel est le fil rouge des créations signées par l'équipe consolidée de designers savamment coordonnée par Rodolfo Dordoni et Minotti Studio. Avec Rodolfo Dordoni, Nendo, Marcio Kogan / studio mk27, Christophe Delcourt et GamFratesi, la 2020 Collection se tourne à la fois vers l'Occident, avec les atmosphères sophistiquées du Mid-Century Modern de la Californie, vers l'Orient, avec le minimalisme formel du Japon, et vers le Nord, avec la rigueur du style scandinave. Tout cela à travers le prisme de la sensibilité et de la personnalité bien définies de Minotti. La 2020 Collection développe un langage qui s'approprie le savoir-faire traditionnel du monde des tissus d'ameublement en y apportant un haut niveau de confection haute couture.

Elle est étoffée par des compléments d'ameublement sculpturaux et des sièges à forte personnalité qui évoquent et réinterprètent l'esprit des années Cinquante/Soixante/Soixante-dix.

La 2020 Collection a été conçue pour trouver sa place dans les maisons du monde entier, aussi bien en Europe, en Asie qu'en Amérique. Elle a été pensée en imaginant les occupants, leurs gestes, leurs rites quotidiens, leurs sensations tactiles, le luxe des matières, l'effet de la lumière éclairant un plateau en bois ou en marbre, l'éclat d'un détail en métal. Des meubles aussi sophistiqués que des vêtements de haute couture, confectionnés pour répondre à la personnalité et aux goûts de chacun dans le plus pur esprit de la tradition créative de Minotti.

Les deux différentes matrices culturelles de chaque designer se mélangent et contribuent à la réalisation d'un véritable "projet Minotti" qui est caractérisé par les élans de talents différents et créatives et joue son rôle de représentant du style fortement contemporain.



CONNERY OPEN-END ELEMENT WITH 1 ARMREST AND FLAP SX CM 275X118 H88
 CONNERY CORNER ELEMENT WITH 1 ARMREST SX CM 269X102 H88
 CONNERY CHAISE-LONGUE SQUARE LARGE WITH FLAP DX CM 194X178 H88
 FABRIC: FLAMING 01 GESSO (ART 32)
 LEATHER: ASPEN 06 POMICE (ASPEN LEATHER)
 BASES: VARNISHED POLISHED BRANDY COLOUR ALUMINIUM





CONNERY OPEN-END ELEMENT WITH 1 ARMREST AND FLAP SX CM 275X118 H88
 CONNERY CHAISE-LONGUE SQUARE LARGE WITH FLAP DX CM 194X178 H88
 FABRIC: SILKY 03 FERRO (ART 32)
 LEATHER: ASPEN 05 TORBA (ASPEN LEATHER)
 BASES: VARNISHED POLISHED BRANDY COLOUR ALUMINIUM





CONNERY OPEN-END ELEMENT WITH 1 ARMREST AND FLAP SX CM 275X118 H88
CONNERY CHAISE-LONGUE SQUARE LARGE WITH FLAP DX CM 194X178 H88
FABRIC: SILKY 03 FERRO (ART 32)
LEATHER: ASPEN 05 TORBA (ASPEN LEATHER)
BASES: VARNISHED POLISHED BRANDY COLOUR ALUMINIUM



BOTECO COFFEE TABLE CM 120X120 H22
 STRUCTURE: GRIGIO OROBICO MARBLE TOP
 TRAY INSERT: VARNISHED GOLDEN BROWN COLOUR METAL
 LEGS: VARNISHED GOLDEN BROWN COLOUR ALUMINIUM



DAIKI ARMCHAIR CM 93X91 H69
 FABRIC: DOUBLE 02 GHIACCIO (ART 33)
 STRUCTURE: PALISANDER SANTOS
 LEGS: VARNISHED BLACK-NICKEL STEEL




CONNERY ELEMENT WITH 1 ARMREST SX CM 192X102 H88
 CONNERY ELEMENT WITH 1 ARMREST AND FLAP DX CM 208X102 H88
 CONNERY BENCH WITH FLAP DX CM 208X80 H53
 FABRIC: TWILL LARGE 04 CAMMELLO (ART 33)
 LEATHER: ASPEN 02 TUFO (ASPEN LEATHER)
 BASES: VARNISHED POLISHED BRANDY COLOUR ALUMINIUM



BOTECO LIVING HORIZONTAL SIDBOARD WITH 2 DOORS CM 240X50 H60
 STRUCTURE: OAK TOBACCO COLOUR LACQUER
 OPEN COMPARTMENT AND TRAY INSERT: SAHARA NOIR MARBLE
 LEGS: VARNISHED GOLDEN BROWN COLOUR ALUMINIUM



CONNERY OPEN-END ELEMENT WITH 1 ARMREST AND FLAP SX CM 275X118 H88
CONNERY CORNER OPEN-END ELEMENT WITH 1 ARMREST AND FLAP SX CM 269X118 H88
FABRIC: SILKY 01 BIANCO (ART 32)
LEATHER: ASPEN 12 ARGILLA (ASPEN LEATHER)
BASES: VARNISHED POLISHED BRANDY COLOUR ALUMINIUM



LIAM COFFEE TABLE CM 120X120 H28
 TOP: GRIGIO OROBICO MARBLE
 STRUCTURE: VARNISHED POLISHED PEWTER COLOUR METAL
 LOWER SHELF: OAK MOKA COLOUR LACQUER





CONNERY ELEMENT WITH 1 ARMREST SX CM 275X102 H88
CONNERY CORNER SOFA-DAYBED WITH FLAP SX CM 291X118 H88 - BACKREST CM 182
FABRIC: FLAMING 01 GESSO (ART 32)
LEATHER: ASPEN 23 GRANITO (ASPEN LEATHER)
BASES: VARNISHED POLISHED BRANDY COLOUR ALUMINIUM




DAIKI ARMCHAIRS CM 93X91 H69
 FABRIC: TWILL LARGE 03 PETROLIO (ART 33)
 LEATHER: ASPEN 01 CARBONE (ASPEN LEATHER)
 STRUCTURE: FLAMED ASH LICORICE COLOUR LACQUER
 LEGS: VARNISHED BLACK-NICKEL STEEL



CONNERY OPEN-END ELEMENT WITH 1 ARMREST AND FLAP SX CM 275X118 H88
 CONNERY CHAISE-LONGUE ROUND LARGE DX CM 181X181 H88
 FABRIC: DOUBLE 02 GHIACCIO (ART 33)
 LEATHER: ASPEN 05 TORBA (ASPEN LEATHER)
 BASES: VARNISHED POLISHED BRANDY COLOUR ALUMINIUM





BOTECO COFFEE TABLE CM 140X140 H22
STRUCTURE: PALISANDER SANTOS
TRAY INSERT: SAHARA NOIR MARBLE
LEGS: VARNISHED GOLDEN BROWN COLOUR ALUMINIUM





SOLID STORAGE COFFEE TABLE WITH 2 DRAWERS CM 140X140 H30
STRUCTURE: GLOSSY MOKA COLOUR LACQUER
BASE: MATT BLACK COLOUR LACQUER



CONNERY OPEN-END ELEMENT WITH 1 ARMREST AND FLAP SX CM 275X118 H88
 CONNERY CHAISE-LONGUE CIRCLE DX CM 166X181 H88
 FABRIC: FLAMING 01 GESSO (ART 32)
 LEATHER: ASPEN 12 ARGILLA (ASPEN LEATHER)
 BASES: VARNISHED POLISHED BRANDY COLOUR ALUMINIUM



TORII LARGE ARMCHAIR - FIXED VERSION Ø CM 94 H72
 FABRIC: SILKY 01 BIANCO (ART 32)
 PIPING: ECO-LEATHER FUMO
 LEGS: VARNISHED POLISHED BRONZE COLOUR METAL

TORII SOFA "LOW" CM 292X92 H87
 LEATHER: ASPEN 12 ARGILLA (ASPEN LEATHER)
 LEGS: VARNISHED POLISHED BRONZE COLOUR METAL

TORII COFFEE TABLE Ø CM 50 H50
 TOP: STONE GREY MARBLE
 BASE: VARNISHED POLISHED BRONZE COLOUR METAL

TORII COFFEE TABLE CM 150X65 H30
 TOP: BLACK PÂTE DE VERRE
 BASE: VARNISHED POLISHED BRONZE COLOUR METAL





TORII INCLINED SOFA "LOW" SX CM 247X125 H87
 FABRIC: SILKY 01 BIANCO (ART 32)
 PIPING: ECO-LEATHER FUMO
 LEATHER: ASPEN 12 ARGILLA (ASPEN LEATHER)
 LEGS: VARNISHED POLISHED BRONZE COLOUR METAL





TORII LARGE ARMCHAIR - FIXED VERSION Ø CM 94 H72
LEATHER: NABUK 01 TESTA DI MORO (NABUK LEATHER)
LEGS: VARNISHED POLISHED BRONZE COLOUR METAL



TORII COFFEE TABLE Ø CM 50 H50
TOP: STONE GREY MARBLE
BASE: VARNISHED POLISHED BRONZE COLOUR METAL



TORII SMALL ARMCHAIRS - FIXED VERSION CM 82X80 H72
 LEATHER: NABUK 22 COGNAC (ART 32 - NABUK LEATHER)
 LEGS: VARNISHED POLISHED BRONZE COLOUR METAL

TORII COFFEE TABLE Ø CM 120 H30
 TOP: ASH LICORICE COLOUR LACQUER
 BASE: VARNISHED POLISHED BRONZE COLOUR METAL

TORII INCLINED SOFA WITH TOP "LOW" DX CM 252X125 H87
TORII SEMI-ROUND OTTOMAN CM 100X60 H43
 FABRIC: DRY 03 ARGENTO (ART 32)
 PIPING: ECO-LEATHER FUMO
 LEATHER: ASPEN 12 ARGILLA (ASPEN LEATHER)
 TOP: CALACATTA MARBLE
 LEGS: VARNISHED POLISHED BRONZE COLOUR METAL





TORII ANGLED SOFA "LOW" CM 220X105 H87
LEATHER: ASPEN 34 MUSCHIO (ART 32 - ASPEN LEATHER)
LEGS: VARNISHED POLISHED BRONZE COLOUR METAL

TORII BENCH WITH TOP SX CM 180X60 H43
FABRIC: BRIGHT 02 GESSO (ART 32)
LEATHER: ASPEN 12 ARGILLA (ASPEN LEATHER)
TOP: CALACATTA MARBLE
LEGS: VARNISHED POLISHED BRONZE COLOUR METAL

TORII COFFEE TABLE Ø CM 90 H30
TOP: CALACATTA MARBLE
BASE: VARNISHED POLISHED BRONZE COLOUR METAL

TORII SOFA "LOW" CM 184X92 H87
FABRIC: BRIGHT 02 GESSO (ART 32)
PIPING: ECO-LEATHER FUMO
LEGS: VARNISHED POLISHED BRONZE COLOUR METAL



TORII SOFA "LOW" CM 292X92 H87
 TORII INCLINED SOFA WITH 1 ARMREST "LOW" DX CM 252X125 H87
 FABRIC: BRIGHT 05 PELTRO (ART 32)
 PIPING: ECO-LEATHER GHIACCIO
 LEGS: VARNISHED POLISHED BRONZE COLOUR METAL

TORII SMALL ARMCHAIRS - FIXED VERSION CM 82X80 H72
 FABRIC: BRIGHT 02 GESSO (ART 32)
 PIPING: ECO-LEATHER TORBA
 LEATHER: ASPEN 32 TESTA DI MORO (ART 32 - ASPEN LEATHER)
 LEGS: VARNISHED POLISHED BRONZE COLOUR METAL



TORII "SMALL"
ARMCHAIR CM 82X80 H72



TORII "MEDIUM"
ARMCHAIR Ø CM 88 H72



TORII "LARGE"
ARMCHAIR Ø CM 94 H72



TORII
OTTOMAN Ø CM 70 H42
OTTOMAN Ø CM 64 H42



TORII "BERGÈRE"
BERGÈRE Ø CM 94 H97



TORII "NEST"
ARMCHAIR CM 75X77 H77



TORII "DINING"
LITTLE ARMCHAIR CM 64X66 H87



TORII "LOUNGE"
LITTLE ARMCHAIR CM 70X66 H82

TORII "DINING LARGE"
LITTLE ARMCHAIR CM 70X66 H87



TORII CONSOLE TABLE CM 150X65 H50
 TOP: ASH LICORICE COLOUR LACQUER
 BASE: VARNISHED POLISHED BRONZE COLOUR METAL

TORII SOFA "HIGH" CM 292X92 H96
 FABRIC: BRIGHT 05 PELTRO (ART 32)
 PIPING: ECO-LEATHER GHIACCIO
 LEGS: VARNISHED POLISHED BRONZE COLOUR METAL



BLAZER ELEMENT WITH 1 ARMREST SX CM 213X108 H86
BLAZER ELEMENT WITH 1 ARMREST DX CM 213X108 H86
FABRIC: DRY 02 ECRU (ART 32)



MATTIA COFFEE TABLE CM 160X100 H28
 TOP: BLACK PÂTE DE VERRE
 FRAME: ASH LICORICE COLOUR LACQUER
 LEGS: POLISHED BLACK-NICKEL METAL





TORII NEST ARMCHAIRS - FIXED VERSION CM 75X77 H77
 LEATHER: ASPEN 05 TORBA (ASPEN LEATHER)
 STRUCTURE: ASH LICORICE COLOUR LACQUER
 LEGS: VARNISHED POLISHED BRONZE COLOUR METAL

TORII COFFEE TABLE Ø CM 50 H30
 TOP: BLACK PÂTE DE VERRE
 BASE: VARNISHED POLISHED BRONZE COLOUR METAL





LINHA COFFEE TABLE CM 120X120 H28
LINHA COFFEE TABLE CM 120X60 H28
TOP: GRIGIO OROBICO MARBLE
SIDES: VARNISHED GOLDEN BROWN COLOUR ALUMINIUM





DAIKI ARMCHAIR WITHOUT ARMRESTS CM 72X91 H69
DAIKI ARMCHAIR CM 93X91 H69
LEATHER: ASPEN 01 CARBONE (ASPEN LEATHER)
STRUCTURE: PALISANDER SANTOS
LEGS: VARNISHED BLACK-NICKEL STEEL



DAIKI ARMCHAIR WITHOUT ARMRESTS CM 72X91 H69
LEATHER: ASPEN 01 CARBONE (ASPEN LEATHER)
STRUCTURE: PALISANDER SANTOS
LEGS: VARNISHED BLACK-NICKEL STEEL



BLAZER ELEMENTS WITH 1 ARMREST SX CM 248X108 H86
BLAZER OTTOMANS CM 143X108 H40
FABRIC: DOUBLE 01 BIANCO (ART 33)

LIAM COFFEE TABLE CM 80X80 H28
 TOP: GRIGIO OROBICO MARBLE
 STRUCTURE: VARNISHED POLISHED PEWTER COLOUR METAL
 LOWER SHELF: OAK MOKA COLOUR LACQUER

LIAM COFFEE TABLE CM 160X80 H27,5
 TOP: BLACK PÂTE DE VERRE
 STRUCTURE: VARNISHED POLISHED PEWTER COLOUR METAL
 LOWER SHELF: OAK MOKA COLOUR LACQUER





BLAZER SOFA CM 283X108 H86
LEATHER: ASPEN 04 RESINA (ASPEN LEATHER)



MATTIA COFFEE TABLE Ø CM 120 H28
TOP: ASH LICORICE COLOUR LACQUER
LEGS: POLISHED BLACK-NICKEL METAL



FYNN SADDLE-HIDE ARMCHAIR CM 82X93 H76
FABRIC: TWILL LARGE 01 GRAFITE (ART 33)
SADDLE-HIDE: BLACK (SPECIAL LEATHER)
STRUCTURE: ASH LICORICE COLOUR LACQUER





FYNN SADDLE-HIDE LOUNGE LITTLE ARMCHAIRS CM 67X69 H75
FABRIC: FLAMING 08 MUSCHIO (ART 32)
SADDLE-HIDE: MOSS (ART 33 - SPECIAL LEATHER)
STRUCTURE: ASH LICORICE COLOUR LACQUER



LOU 2020 LIVING/TV CONSOLE TABLE CM 249,5X55 H55,5
TOP: STONE GREY MARBLE
STRUCTURE: GLOSSY MUD COLOUR LACQUER
SIDES: MATT MUD COLOUR LACQUER
LEGS: VARNISHED POLISHED PEWTER COLOUR METAL

BLAZER SOFA CHAISE-LONGUE "HIGH" SX CM 213X143 H92
BLAZER ELEMENT WITH 1 ARMREST DX CM 213X108 H86
FABRIC: DRY 03 ARGENTO (ART 32)





MATTIA COFFEE TABLE CM 140X140 H28
 TOP: CALACATTA MARBLE
 FRAME: ASH LICORICE COLOUR LACQUER
 LEGS: POLISHED BLACK-NICKEL METAL



BOTECO LIVING/TV CONSOLE TABLE CM 240X50 H55
STRUCTURE: PALISANDER SANTOS
OPEN COMPARTMENT AND TRAY INSERT: SAHARA NOIR MARBLE
LEGS: VARNISHED GOLDEN BROWN COLOUR ALUMINIUM





BLAZER SOFA CHAISE-LONGUE SX CM 143X143 H86
BLAZER CENTRAL ELEMENT 178X108 H86
BLAZER OTTOMAN CM 143X108 H40
BLAZER ELEMENT WITH 1 ARMREST DX CM 213X108 H86
FABRIC: DOUBLE 01 BIANCO (ART 33)





FYNN LOUNGE LITTLE ARMCHAIRS CM 67X69 H75
LEATHER: NABUK 23 CORTEN (ART 32 - NABUK LEATHER)
STRUCTURE: ASH LICORICE COLOUR LACQUER



FYNN ARMCHAIRS CM 82X93 H76
LEATHER: ASPEN 33 COGNAC (ART 32 - ASPEN LEATHER)
STRUCTURE: ASH LICORICE COLOUR LACQUER



FYNN “SADDLE-HIDE”

FYNN



ARMCHAIR
CM 82X93 H76

LOUNGE LITTLE ARMCHAIR
CM 67X69 H75

DINING LITTLE ARMCHAIR
CM 61X63 H82

ARMCHAIR
CM 82X93 H76

LOUNGE LITTLE ARMCHAIR
CM 67X69 H75

DINING LITTLE ARMCHAIR
CM 61X63 H82



MATTIA LOUNGE SOFA CM 182X85 H67
 FABRIC: SHED 02 CARBONE (ART 33)
 LEATHER: ASPEN 01 CARBONE (ASPEN LEATHER)
 LEGS: POLISHED BLACK-NICKEL METAL

MATTIA COFFEE TABLE CM 160X100 H28
 TOP: BLACK PÂTE DE VERRE
 FRAME: ASH LICORICE COLOUR LACQUER
 LEGS: POLISHED BLACK-NICKEL METAL

MATTIA ARMCHAIRS CM 90X85 H67
 FABRIC: ORANGERIE 01 BIANCO (ART 33)
 LEATHER: ASPEN 01 CARBONE (ASPEN LEATHER)
 LEGS: POLISHED BLACK-NICKEL METAL



MATTIA LOUNGE ARMCHAIR CM 87X79 H67
 FABRIC: FLAMING 03 PELTRO (ART 32)
 LEATHER: ASPEN 12 ARGILLA (ASPEN LEATHER)
 BASE: POLISHED BLACK-NICKEL METAL

MATTIA COFFEE TABLE CM 100X45 H45
 TOP: BLACK PÂTE DE VERRE
 FRAME: ASH LICORICE COLOUR LACQUER
 LEGS: POLISHED BLACK-NICKEL METAL

MATTIA COFFEE TABLE Ø CM 90 H28
 TOP AND FRAME: ASH LICORICE COLOUR LACQUER
 LEGS: POLISHED BLACK-NICKEL METAL

MATTIA LOUNGE ARMCHAIR CM 87X79 H67
 FABRIC: DRY 01 BIANCO (ART 32)
 BASE: POLISHED BLACK-NICKEL METAL



LINHA DINING RECTANGULAR TABLE CM 400X115 H74
TOP: GRIGIO OROBICO MARBLE
LEGS: VARNISHED GOLDEN BROWN COLOUR METAL



TORII DINING LITTLE ARMCHAIRS - SWIVEL VERSION CM 64X66 H87
FABRIC: BRIGHT 02 GESSO (ART 32)
PIPING: ECO-LEATHER FUMO
LEGS: VARNISHED POLISHED BRONZE COLOUR METAL

TORII DINING LITTLE ARMCHAIR - FIXED VERSION CM 64X66 H87
LEATHER: ASPEN 34 MUSCHIO (ART 32 - ASPEN LEATHER)
LEGS: VARNISHED POLISHED BRONZE COLOUR METAL






LINHA DINING RECTANGULAR TABLE CM 300X115 H74
TOP: PALISANDER SANTOS
LEGS: VARNISHED GOLDEN BROWN COLOUR METAL



FYNN SADDLE-HIDE DINING LITTLE ARMCHAIR WITHOUT PADDED CUSHION CM 61X63 H82
FYNN SADDLE-HIDE DINING LITTLE ARMCHAIR WITH PADDED CUSHION CM 61X63 H82
FABRIC: TWILL SMALL 01 GRAFITE (ART 33)
SADDLE-HIDE: BLACK (SPECIAL LEATHER)
STRUCTURE: ASH LICORICE COLOUR LACQUER



BOTECO DINING HORIZONTAL SIDEBOARD WITH 4 DOORS CM 280X50 H70
STRUCTURE: PALISANDER SANTOS
OPEN COMPARTMENT AND TRAY INSERT: SAHARA NOIR MARBLE
LEGS: VARNISHED GOLDEN BROWN COLOUR ALUMINIUM





LINHA DINING RECTANGULAR TABLE CM 300X115 H74
TOP: GRIGIO OROBICO MARBLE
LEGS: VARNISHED GOLDEN BROWN COLOUR METAL



LINHA DINING ROUND TABLE Ø CM 200 H74
TOP: GRIGIO OROBICO MARBLE
LEGS: VARNISHED GOLDEN BROWN COLOUR METAL



FYNN DINING LITTLE ARMCHAIR CM 61X63 H82
LEATHER: ASPEN 06 POMICE (ASPEN LEATHER)
STRUCTURE: ASH LICORICE COLOUR LACQUERED






LOU 2020 DINING HORIZONTAL SIDEBOARD CM 229,5X55 H74
 TOP: STONE GREY MARBLE
 STRUCTURE: GLOSSY MUD COLOUR LACQUER
 SIDES: MATT MUD COLOUR LACQUER
 LEGS: VARNISHED POLISHED PEWTER COLOUR METAL



LINHA DINING - RECTANGULAR TABLE CM 330X116 H74
TOP - GRIGIO OROBICO MARBLE
SIDES - VARNISHED GOLDEN BROWN COLOUR METAL





DARREN DINING SIDEBOARD CM 277X56 H80,5
TOP: SATIN ALUMINIUM VARNISHED MALT COLOUR
HANDLES AND BASE: SATIN METAL VARNISHED MALT COLOUR
STRUCTURE: ASH MOKA COLOUR LACQUER
DRAWERS: GLOSSY SAND COLOUR LACQUER

DARREN DINING VERTICAL CABINETS CM 90X56 H120
TOP: SATIN ALUMINIUM VARNISHED MALT COLOUR
HANDLES AND BASE: SATIN METAL VARNISHED MALT COLOUR
STRUCTURE: ASH MOKA COLOUR LACQUER
DOOR AND DRAWER: GLOSSY CORTEN COLOUR LACQUER





PENTHOUSE RECTANGULAR TABLE CM 300X115 H74
TOP: EUCALYPTUS
LEGS: VARNISHED POLISHED PEWTER COLOUR ALUMINIUM

— 2020 *Outdoor* Collection

L'interesse crescente per il vivere *open air* ha catalizzato l'attenzione per le collezioni progettate per l'outdoor, pensato come un'estensione del living, senza soluzione di continuità tra interno ed esterno. Un'atteggiamento che Minotti ha già da tempo espresso nel concept dei suoi progetti per arredare gli spazi all'aperto, come giardini e terrazzi privati, *dehors* di strutture hospitality, marine o yacht. Spazi che invitano al relax, siano essi angoli di natura urbana, esterni immersi nel verde, o affacciati sull'acqua.

La 2020 Outdoor Collection sviluppa questi principi con proposte di design mirate, che nascono da culture progettuali diverse, ma pensate per convivere in un dialogo armonico. Punta sull'indipendenza del pezzo singolo, con una propria identità, un carattere originale, ma con la versatilità necessaria a disegnare composizioni per arredare spazi importanti e da mixare con elementi di segno diverso della 2020 Outdoor Collection.

La collezione, coordinata da Rodolfo Dordoni con Minotti Studio, accoglie progetti firmati da designer che appartengono alla scena internazionale quali GamFratesi, Marcio Kogan / studio mk27 e lo stesso Dordoni.

Gli elementi d'arredo outdoor riprendono le geometrie primarie - quadrato, rettangolo, cerchio - che rappresentano uno dei tratti caratterizzanti la 2020 Indoor Collection. L'aspetto *couture*, altro leitmotiv dei progetti di Minotti per l'interior design, si ritrova nel raffinato accostamento dei materiali, nella scelta di essenze naturali preziose, nelle finiture ricercate, nelle texture e nella mano tattile dei rivestimenti tessili.

Importante complemento è il tappeto, sempre in versione outdoor, concepito come un vassoio per valorizzare al meglio il living all'aperto.

The rising interest in open air living has increased the focus on collections designed for outdoor spaces, conceived as an extension of the indoor living room, where the borders separating indoors and outdoors cease to exist.

Minotti has used this approach for some time now in its designs for furnishing open air spaces, such as private gardens and terraces, the outdoor areas of hospitality facilities, marinas or yachts. Spaces with an inviting, relaxing vibe, whether they are corners of urban nature, exteriors nestled in the lush green landscape or overlooking the water.

The 2020 Outdoor Collection develops these principles with targeted design proposals, which originate from different design cultures but are conceived to co-exist in a harmonious dialogue. It focuses on the independence of the individual pieces, each with its own identity and original personality, but also with the versatility required to design compositions that can furnish large spaces, and to be mixed with other elements of different styles from the 2020 Outdoor Collection.

The collection, coordinated by Rodolfo Dordoni with Minotti Studio, hosts pieces by leading international designers, such as GamFratesi, Marcio Kogan / studio mk27 and Dordoni himself.

The outdoor furniture pieces are based on the main geometric shapes - square, rectangle, circle -, one of the characterising features of the 2020 Indoor Collection. The *couture* aspect, another leitmotiv of Minotti's interior design projects, can be found in the sophisticated juxtaposition of the materials, in the choice of precious natural wood types, in the exquisite finishes, the textures and the tactile feel of the textile coverings.

One important furnishing accessory is the rug, again in the outdoor version, conceived as a tray which illustrates the maximum potential of the open-air living area.

Das zunehmende Interesse daran, Zeit im Freien zu verbringen und den Außenbereich als eine Erweiterung des Wohnraums ohne Unterbrechung zwischen Innen und Außen zu verstehen, hat die Aufmerksamkeit auf Outdoor-Kollektionen gelenkt. Eine Einstellung, die Minotti schon lange im Konzept seiner Projekte für die Gestaltung von Außenbereichen wie privaten Gärten und Terrassen, Outdoor-Zonen in Hospitality-Anlagen, Marinen oder Yachten, zum Ausdruck gebracht hat. Bereiche, die zur Entspannung einladen, seien es Ecken in städtischer Natur oder Außenbereiche mitten im Grünen oder am Wasser. Die 2020 Outdoor Collection entwickelt diese Prinzipien mit gezielten Designer-Ideen, die aus unterschiedlichen Designkulturen stammen, aber alle auf ein Miteinander in einem harmonischen Dialog ausgelegt sind. Sie setzt auf die Unabhängigkeit des Einzelstücks, das eine eigene Identität und einen originellen Charakter hat, aber doch ausreichend vielseitig ist, um Kompositionen zur Ausstattung von bedeutenden Außenbereichen zu schaffen und auch Elemente mit andersgearteter Prägung der 2020 Outdoor Collection miteinzubeziehen. Die von Rodolfo Dordoni mit Minotti Studio koordinierte Kollektion umfasst Projekte von Designern, die sich international einen Namen gemacht haben, wie GamFratesi, Marcio Kogan / studio mk27 und Dordoni selbst.

Die Outdoor-Möbel greifen die primären geometrischen Formen – Quadrat, Rechteck und Kreis – auf, welche zu den typischen Merkmalen der 2020 Indoor Collection gehören. Der Couture-Aspekt, das andere Leitmotiv der Inneneinrichtungsprojekte von Minotti, zeigt sich in der edlen Kombination der Materialien, der Auswahl der erlesenen Naturhölzer, der exklusiven Verarbeitung, den Texturen und der haptischen Beschaffenheit der Stoffbezüge. Wichtiges Accessoire ist der Teppich, der in der Outdoor-Version als ein Tablett konzipiert ist, um den Wohnbereich im Freien zu optimieren.

L'intérêt croissant pour l'art de vivre en plein air a focalisé l'attention sur les collections conçues pour l'extérieur, un espace appréhendé comme un prolongement du séjour sans interruption entre le dehors et le dedans.

Un concept que Minotti concrétise depuis longtemps dans ses projets d'aménagement d'extérieur : jardins, terrasses privées, terrasses publiques de l'hôtellerie-restauration, bateaux ou yachts. Autant d'espaces qui invitent à la détente, qu'il s'agisse de petits coins de végétation en ville ou d'espaces extérieurs au cœur de la nature ou donnant sur l'eau.

La 2020 Outdoor Collection décline ses principes à travers des solutions design ciblées et fruits de cultures créatives distinctes mais toujours pensées pour coexister dans un dialogue harmonieux. Elle mise en effet sur l'autonomie de chaque produit, doté de sa propre identité et de son caractère original mais ayant la polyvalence nécessaire pour donner naissance à des compositions permettant de meubler de grands espaces en mélangeant les différents éléments de la 2020 Outdoor Collection.

Coordonnée par Rodolfo Dordoni en collaboration avec Minotti Studio, la 2020 Outdoor Collection réunit des projets signés par des designers de renommée internationale tels que GamFratesi, Marcio Kogan / studio mk27 et Dordoni lui-même.

Les produits d'ameublement pour le plein air reprennent les géométries primaires - carré, rectangle et cercle - qui constituaient l'une des caractéristiques distinctives de la 2020 Indoor Collection. L'aspect haute couture - un autre leitmotiv des projets d'aménagement d'intérieur de Minotti - se retrouve dans le mariage raffiné des matières, dans le choix d'essences naturelles nobles, dans les finitions recherchées, dans les textures et dans le doux toucher des revêtements textiles.

Les tapis représentent des compléments de premier plan. Toujours en version pour extérieur, ils sont conçus comme des plateaux permettant de valoriser autant que possible l'art de vivre en plein air.



SUNRAY ELEMENT WITH 1 ARMREST SX CM 204X91 H86
 SUNRAY OPEN-END ELEMENT WITH 1 ARMREST SX CM 248X91 H86 - BACKREST CM 154
 FABRIC: SANTIAGO 01 BIANCO (ART LIFESCAPE 08)
 FIBER: ECRU COLOUR
 BASE: TEAK
 STRUCTURE AND LEGS: VARNISHED POLISHED BRONZE COLOUR STEEL

SUNRAY MEG COFFEE TABLE Ø CM 60 H41
 SUNRAY MEG COFFEE TABLE Ø CM 80 H30
 TOP: GLOSSY WHITE COLOUR LACQUER
 LEGS: VARNISHED POLISHED BRONZE COLOUR STEEL





SUNRAY ELEMENT WITH 1 ARMREST SX CM 204X91 H86
SUNRAY ELEMENT WITH 1 ARMREST DX CM 204X91 H86
 FABRIC: BAHIA 03 TITANIO (ART LIFESCAPE 08)
 FIBER: ECRU COLOUR
 BASE: TEAK
 STRUCTURE AND LEGS: VARNISHED POLISHED BRONZE COLOUR STEEL

SUNRAY COFFEE TABLE CM 158X87 H20
 TOP: TEAK
 LEGS: VARNISHED POLISHED BRONZE COLOUR STEEL






FYNN OUTDOOR LOUNGE LITTLE ARMCHAIRS CM 66,5X68 H71
FABRIC: GRENADA 08 OCEANO (ART LIFESCAPE 08)
FIBER: MUD COLOUR
STRUCTURE: TEAK



SUNRAY ELEMENT WITH 1 ARMREST SX CM 204X91 H86
 SUNRAY ELEMENT WITH 1 ARMREST AND TOP LARGE SX CM 248X91 H86
 FABRIC: SANTIAGO 01 BIANCO (ART LIFESCAPE 08)
 FIBER: ECRU COLOUR
 BASE: TEAK
 STRUCTURE AND LEGS: VARNISHED POLISHED BRONZE COLOUR STEEL

SUNRAY COFFEE TABLE CM 158X87 H20
 TOP: TEAK
 LEGS: VARNISHED POLISHED BRONZE COLOUR STEEL

SUNRAY MEG COFFEE TABLE Ø CM 80 H30
 TOP: GLOSSY WHITE COLOUR LACQUER
 LEGS: VARNISHED POLISHED BRONZE COLOUR STEEL





SUNRAY INCLINED SOFAS CM 293X155 H86
 FABRIC: SANTIAGO 01 BIANCO (ART LIFESCAPE 08)
 FIBER: BRONZE COLOUR
 BASE: TEAK
 STRUCTURE AND LEGS: VARNISHED POLISHED BRONZE COLOUR STEEL

SUNRAY MEG COFFEE TABLE Ø CM 60 H41
 SUNRAY MEG COFFEE TABLE Ø CM 80 H30
 TOP: GLOSSY WHITE COLOUR LACQUER
 LEGS: VARNISHED POLISHED BRONZE COLOUR STEEL

SUNRAY COFFEE TABLE CM 158X87 H20
 TOP: TEAK
 LEGS: VARNISHED POLISHED BRONZE COLOUR STEEL



SUNRAY INCLINED SOFA CM 293X155 H86
FABRIC: SANTIAGO 01 BIANCO (ART LIFESCAPE 08)
FIBER: BRONZE COLOUR
BASE: TEAK
STRUCTURE AND LEGS: VARNISHED POLISHED BRONZE COLOUR STEEL



SUNRAY ARMCHAIRS CM 82X84 H82
 FABRIC: GRENADA 01 BIANCO (ART LIFESCAPE 08)
 FIBER: BRONZE/ECRU COLOURS
 BASE: TEAK
 STRUCTURE AND LEGS: VARNISHED POLISHED BRONZE COLOUR STEEL

SUNRAY INCLINED SOFA DX CM 257X134 H86
 FABRIC: GRENADA 02 SABBIA (ART LIFESCAPE 08)
 FIBER: BRONZE COLOUR
 BASE: TEAK
 STRUCTURE AND LEGS: VARNISHED POLISHED BRONZE COLOUR STEEL



SUNRAY ARMCHAIRS CM 82X84 H82
FABRIC: GRENADA 01 BIANCO [ART LIFESCAPE 08]
FIBER: BRONZE/ECRU COLOURS
BASE: TEAK
STRUCTURE AND LEGS: VARNISHED POLISHED BRONZE COLOUR STEEL



SUNRAY CHAISE-LONGUE SX CM 162X162 H86
SUNRAY CHAISE-LONGUE DX CM 162X162 H86
FABRIC: GRENADA 04 TITANIO (ART LIFESCAPE 08)
FIBER: BRONZE COLOUR
BASE: TEAK
STRUCTURE AND LEGS: VARNISHED POLISHED BRONZE COLOUR STEEL



SUNRAY DAYBEDS WITH RECLINING BACKREST CM 202X87 H34
FABRIC: BRASILIA 08 PELTRO (ART LIFESCAPE 06)
BASE: TEAK
LEGS: VARNISHED POLISHED BRONZE COLOUR STEEL



SUNRAY DAYBEDS WITH RECLINING BACKREST CM 202X87 H34
FABRIC: BRASILIA 08 PELTRO (ART LIFESCAPE 06)
BASE: TEAK
LEGS: VARNISHED POLISHED BRONZE COLOUR STEEL




FLORIDA ROUND OPEN-END CORNER DX CM 184X184 H88
FLORIDA ELEMENT WITH 1 ARMREST DX CM 214X110 H88
FABRIC: SALVADOR 06 TITANIO (ART LIFESCAPE 06)
PIPING: LIGHT GREY COLOUR
SUPPORTS AND FEET: TEAK





FYNN OUTDOOR COFFEE TABLE CM 155X80 H28
TOP: PIETRA DEL CARDOSO
STRUCTURE: TEAK







FYNN OUTDOOR ARMCHAIRS CM 82X90 H76
FABRIC: RIO 01 CENERE (ART LIFESCAPE 08)
FIBER: MUD COLOUR
STRUCTURE: TEAK



FYNN OUTDOOR ARMCHAIR CM 82X90 H76
FABRIC: RIO 01 CENERE (ART LIFESCAPE 08)
FIBER: MUD COLOUR
STRUCTURE: TEAK



FYNN OUTDOOR ARMCHAIR CM 82X90 H76
FABRIC: LEAF 02 OCEANO (ART LIFESCAPE 08)
FIBER: MUD COLOUR
STRUCTURE: TEAK



FYNN OUTDOOR BENCH WITH 2 CUSHIONS CM 155X80 H35
FABRIC: RIO 01 CENERE (ART LIFESCAPE 08)
FIBER: MUD COLOUR
STRUCTURE: TEAK





FYNN OUTDOOR DINING TABLE CM 225X106 H73
STRUCTURE: TEAK

FYNN OUTDOOR DINING LITTLE ARMCHAIRS CM 63X62 H79
FABRIC: LIMA 01 BIANCO (ART LIFESCAPE 08)
FABRIC: SANTIAGO 01 BIANCO (ART LIFESCAPE 08)
FIBER: MUD COLOUR
STRUCTURE: TEAK

FYNN OUTDOOR BENCH WITH 1 CUSHION CM 155X80 H35
FABRIC: RIO 01 CENERE (ART LIFESCAPE 08)
FIBER: MUD COLOUR
STRUCTURE: TEAK



FYNN OUTDOOR DINING LITTLE ARMCHAIRS CM 63X62 H79
FABRIC: SANTIAGO 01 BIANCO (ART LIFESCAPE 08)
FIBER: MUD COLOUR
STRUCTURE: TEAK









TERRACE TABLE CM 300X115 H74
TOP: MARBLE GREY CERAMIC
STRUCTURE AND LEGS: VARNISHED POLISHED WHITE COLOUR ALUMINIUM

DAIKI OUTDOOR DINING LITTLE ARMCHAIR CM 64X71 H77
FABRIC: GRENADA 05 CENERE (ART LIFESCAPE 08)
STRUCTURE: TEAK
LEGS: VARNISHED POLISHED BRONZE COLOUR STEEL






TERRACE TABLE CM 300X115 H74
 TOP: STONE BROWN CERAMIC
 STRUCTURE AND LEGS: VARNISHED POLISHED PEWTER COLOUR ALUMINIUM





DAIKI OUTDOOR ARMCHAIR WITHOUT ARMRESTS CM 72X91 H69
DAIKI OUTDOOR FOOTSTOOL CM 67X64 H40
FABRIC: GRENADA 06 MOKA (ART LIFESCAPE 08)
STRUCTURE: TEAK
LEGS: VARNISHED POLISHED BRONZE COLOUR STEEL



DAIKI OUTDOOR ARMCHAIRS CM 83X91 H69
 FABRIC: RIO 03 MENTA (ART LIFESCAPE 08)
 STRUCTURE: TEAK
 LEGS: VARNISHED POLISHED BRONZE COLOUR STEEL

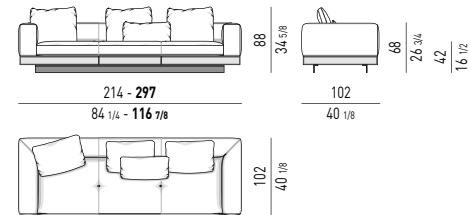
TECHNICAL DATA

INDOOR COLLECTION

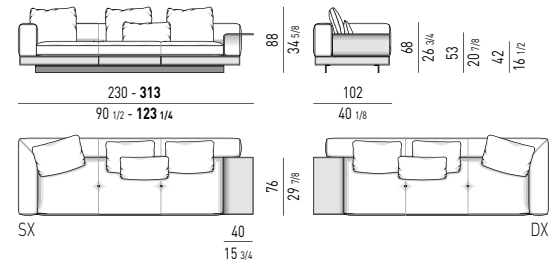
MODULO DI SEDUTA CM 83 | SEATING MODULE CM 83

DIVANI | SOFAS

DIVANI CM 214 - 297
SOFAS CM 214 - 297

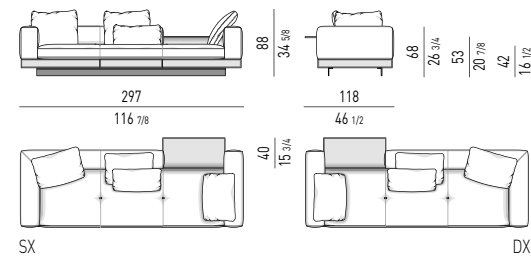


DIVANI CON **FLAP** CM 230 - 313
SOFAS WITH **FLAP** CM 230 - 313

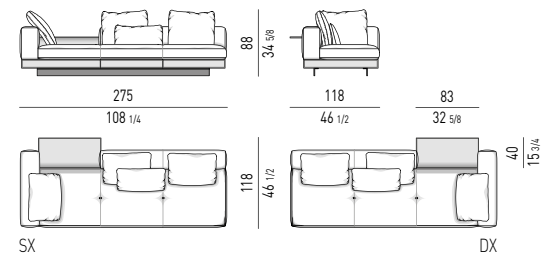


DIVANI-DAYBED | DAYBED-SOFAS

DIVANO-DAYBED CON **FLAP** CM 297
DAYBED-SOFA WITH **FLAP** CM 297

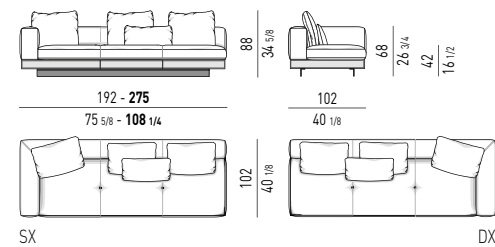


ELEMENTO DAYBED CON **FLAP** CM 275
DAYBED ELEMENT WITH **FLAP** CM 275

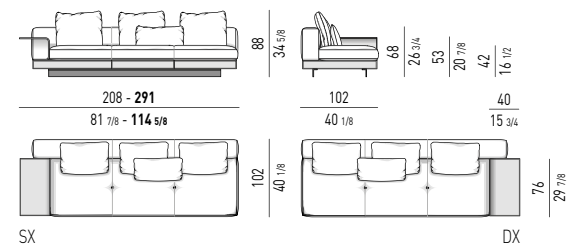


ELEMENTI TERMINALI | ELEMENTS WITH 1 ARMREST

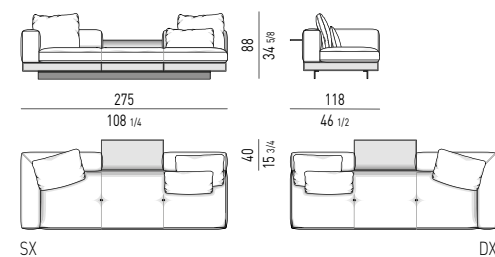
ELEMENTI TERMINALI CM 192 - 275
ELEMENTS WITH 1 ARMREST CM 192 - 275



ELEMENTI TERMINALI CON **FLAP** CM 208 - 291
ELEMENTS WITH 1 ARMREST AND **FLAP** CM 208 - 291

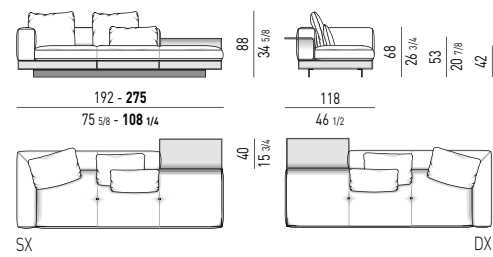


ELEMENTO TERMINALE OPEN CON **FLAP** CM 275
OPEN ELEMENT WITH 1 ARMREST AND **FLAP** CM 275



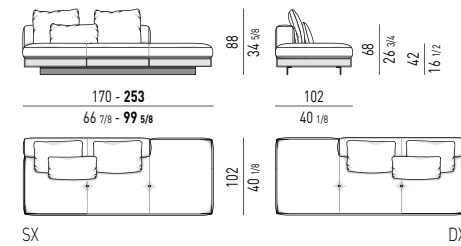
ELEMENTI TERMINALI PENISOLA | OPEN-END ELEMENTS WITH 1 ARMREST

ELEMENTI TERMINALI PENISOLA CON **FLAP** CM 192 - 275
OPEN-END ELEMENTS WITH 1 ARMREST AND **FLAP** CM 192 - 275

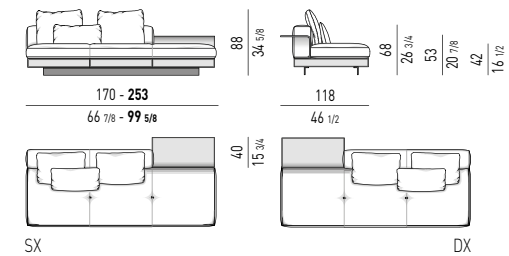


ELEMENTI PENISOLA | OPEN-END ELEMENTS

ELEMENTI PENISOLA CM 170 - 253
OPEN-END ELEMENTS CM 170 - 253

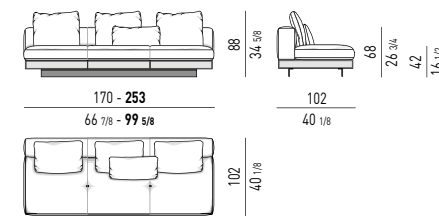


ELEMENTI PENISOLA CON **FLAP** CM 170 - 253
OPEN-END ELEMENTS WITH **FLAP** CM 170 - 253

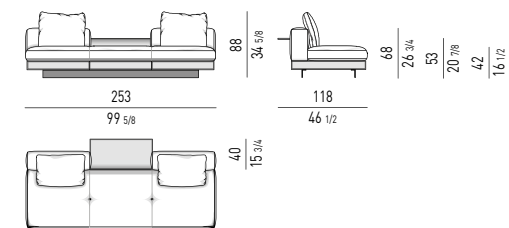


ELEMENTI CENTRALI | CENTRAL ELEMENTS

ELEMENTI CENTRALI CM 170 - 253
CENTRAL ELEMENTS CM 170 - 253

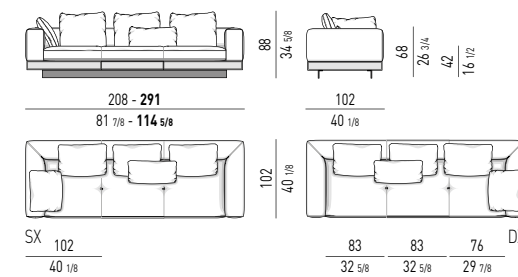


ELEMENTO CENTRALE OPEN CON **FLAP** CM 253
OPEN CENTRAL ELEMENT WITH **FLAP** CM 253

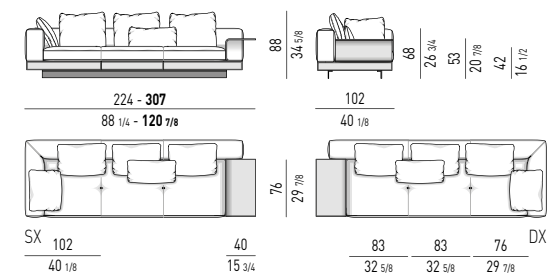


DIVANI ANGOLARI | CORNER SOFAS

DIVANI ANGOLARI CM 208X102 - 291X102
CORNER SOFAS CM 208X102 - 291X102

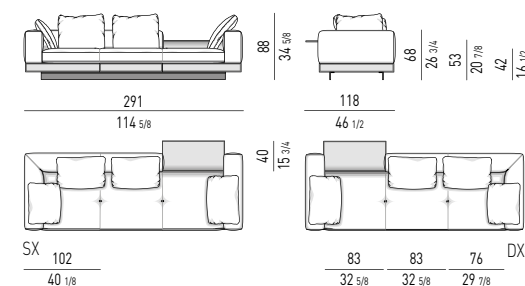


DIVANI ANGOLARI CON **FLAP** CM 224X102 - 307X102
CORNER SOFAS WITH **FLAP** CM 224X102 - 307X102

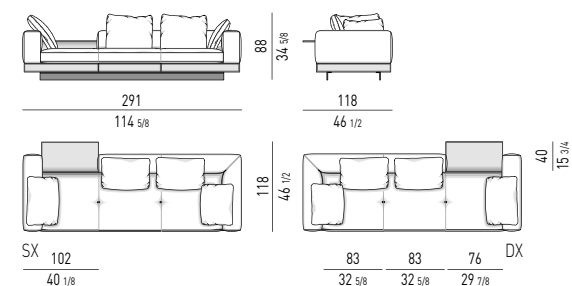


DIVANI ANGOLARI-DAYBED | CORNER SOFAS-DAYBED

DIVANO ANGOLARE-DAYBED CON **FLAP** CM 291X118 - SCHIENALE CM 182
CORNER SOFA-DAYBED WITH **FLAP** CM 291X118 - BACKREST CM 182

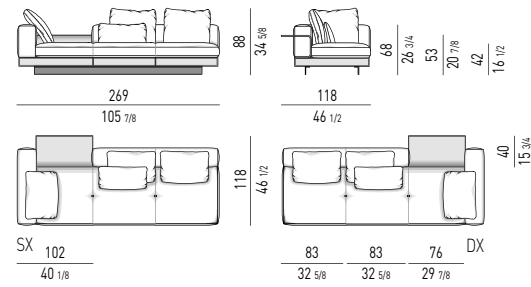


DIVANO ANGOLARE-DAYBED CON **FLAP** CM 291X118 - SCHIENALE CM 189
CORNER SOFA-DAYBED WITH **FLAP** CM 291X118 - BACKREST CM 189



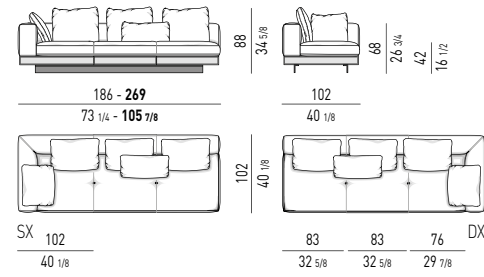
ELEMENTO ANGOLARE TERMINALE-DAYBED | CORNER ELEMENT WITH 1 ARMREST-DAYBED

ELEMENTO ANGOLARE TERMINALE-DAYBED CON **FLAP CM 269X118**
CORNER ELEMENT WITH 1 ARMREST-DAYBED AND **FLAP CM 269X118**



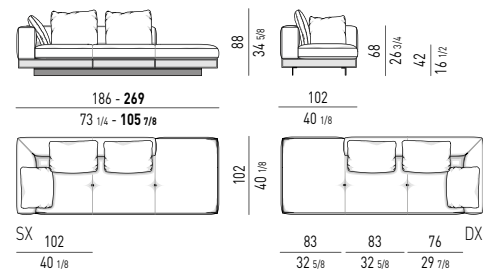
ELEMENTI ANGOLARI TERMINALI | CORNER ELEMENTS WITH 1 ARMREST

ELEMENTI ANGOLARI TERMINALI CM 186X102 - **269X102**
CORNER ELEMENTS WITH 1 ARMREST CM 186X102 - **269X102**

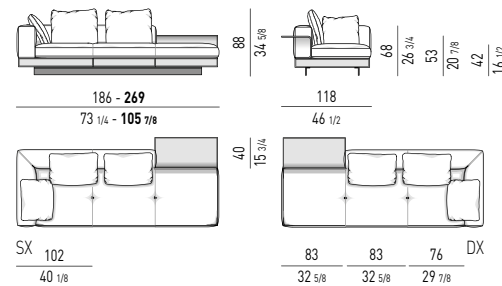


ELEMENTI ANGOLARI TERMINALI PENISOLA | CORNER OPEN-END ELEMENTS WITH 1 ARMREST

ELEMENTI ANGOLARI TERMINALI PENISOLA CM 186X102 - **269X102**
CORNER OPEN-END ELEMENTS WITH 1 ARMREST CM 186X102 - **269X102**

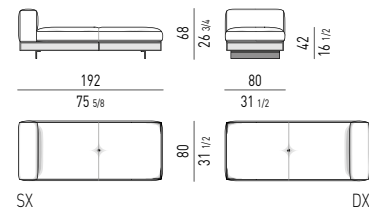


ELEMENTI ANGOLARI TERMINALI PENISOLA CON **FLAP CM 186X118 - 269X118**
CORNER OPEN-END ELEMENTS WITH 1 ARMREST AND **FLAP CM 186X118 - 269X118**

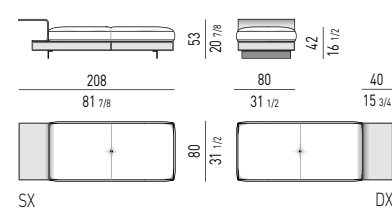


PANCHE | BENCHES

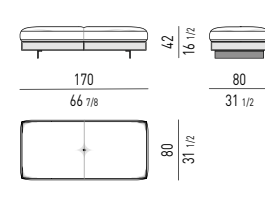
PANCA CON BRACCIOLO CM **192X80**
BENCH WITH ARMREST CM **192X80**



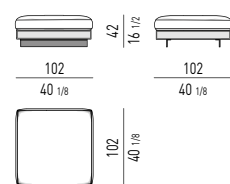
PANCA CON **FLAP CM 208X80**
BENCH WITH **FLAP CM 208X80**



PANCA CM **170X80**
BENCH CM **170X80**



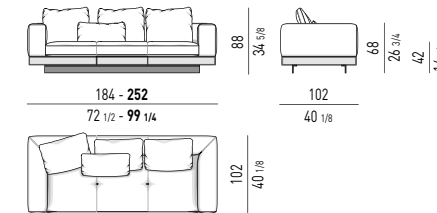
POUF | OTTOMAN



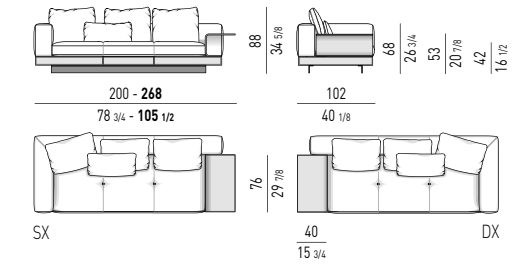
MODULO DI SEDUTA CM 68 | SEATING MODULE CM 68

DIVANI | SOFAS

DIVANI CM 184 - **252**
SOFAS CM 184 - **252**

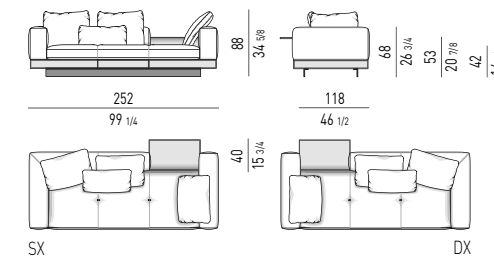


DIVANI CON **FLAP CM 200 - 268**
SOFAS WITH **FLAP CM 200 - 268**

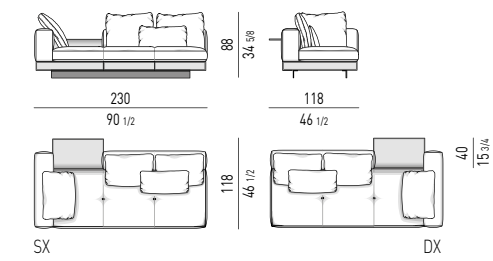


DIVANI-DAYBED | DAYBED-SOFAS

DIVANO-DAYBED CON **FLAP CM 252**
DAYBED-SOFA WITH **FLAP CM 252**

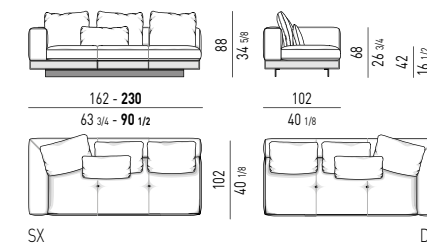


ELEMENTO DAYBED CON **FLAP CM 230**
DAYBED ELEMENT WITH **FLAP CM 230**

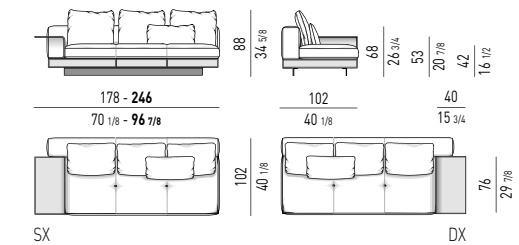


ELEMENTI TERMINALI | ELEMENTS WITH 1 ARMREST

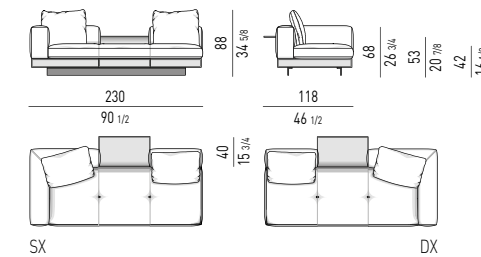
ELEMENTI TERMINALI CM 162 - **230**
ELEMENTS WITH 1 ARMREST CM 162 - **230**



ELEMENTI TERMINALI CON **FLAP CM 178 - 246**
ELEMENTS WITH 1 ARMREST AND **FLAP CM 178 - 246**

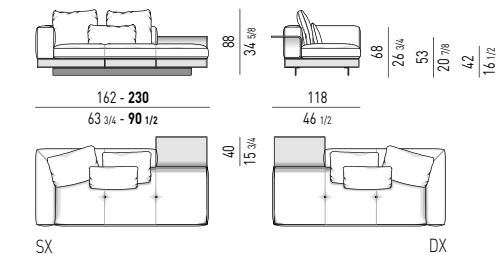


ELEMENTO TERMINALE OPEN CON **FLAP CM 230**
OPEN ELEMENT WITH 1 ARMREST AND **FLAP CM 230**

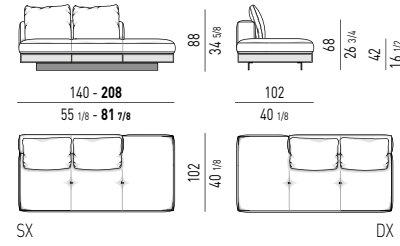
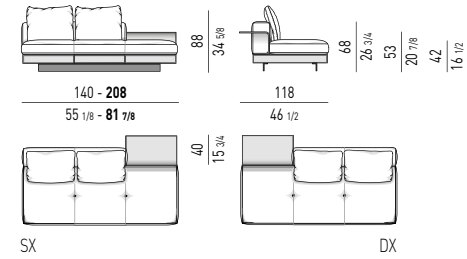


ELEMENTI TERMINALI PENISOLA | OPEN-END ELEMENTS WITH 1 ARMREST

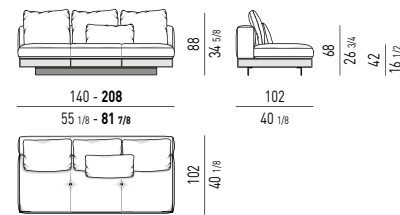
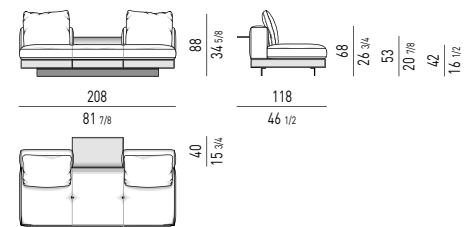
ELEMENTI TERMINALI PENISOLA CON **FLAP CM 162 - 230**
OPEN-END ELEMENTS WITH 1 ARMREST AND **FLAP CM 162 - 230**



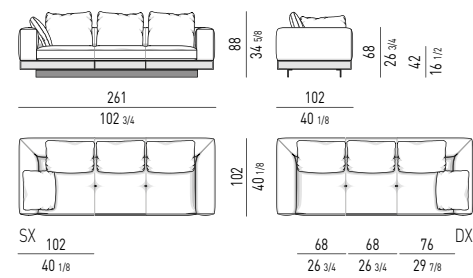
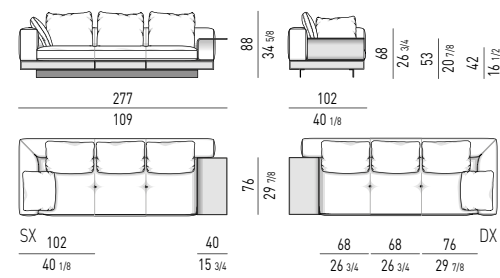
ELEMENTI PENISOLA | OPEN-END ELEMENTS

ELEMENTI PENISOLA CM 140 - 208
OPEN-END ELEMENTS CM 140 - 208ELEMENTI PENISOLA CON FLAP CM 140 - 208
OPEN-END ELEMENTS WITH FLAP CM 140 - 208

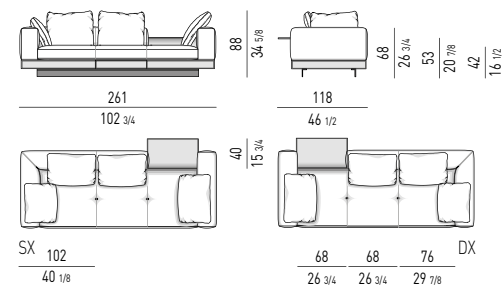
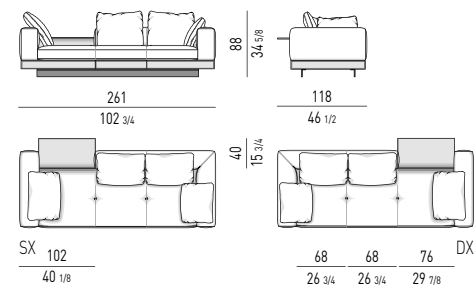
ELEMENTI CENTRALI | CENTRAL ELEMENTS

ELEMENTI CENTRALI CM 140 - 208
CENTRAL ELEMENTS CM 140 - 208ELEMENTO CENTRALE OPEN CON FLAP CM 208
OPEN CENTRAL ELEMENT WITH FLAP CM 208

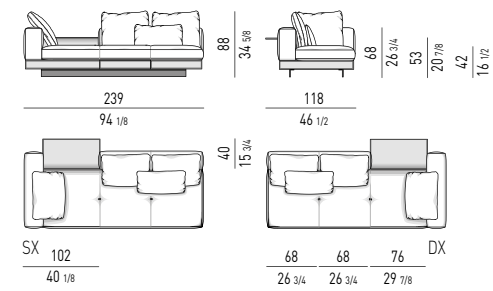
DIVANI ANGOLARI | CORNER SOFAS

DIVANO ANGOLARE CM 261X102
CORNER SOFA CM 261X102DIVANO ANGOLARE CON FLAP CM 277X102
CORNER SOFA WITH FLAP CM 277X102

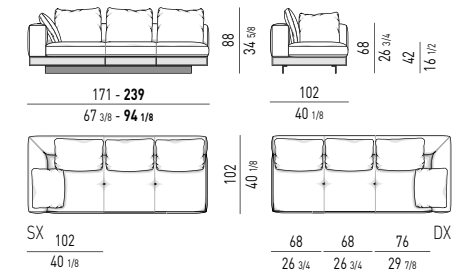
DIVANI ANGOLARI-DAYBED | CORNER SOFAS-DAYBED

DIVANO ANGOLARE-DAYBED CON FLAP CM 261X118 - SCHIENALE CM 167
CORNER SOFA-DAYBED WITH FLAP CM 261X118 - BACKREST CM 167DIVANO ANGOLARE-DAYBED CON FLAP CM 261X118 - SCHIENALE CM 159
CORNER SOFA-DAYBED WITH FLAP CM 261X118 - BACKREST CM 159

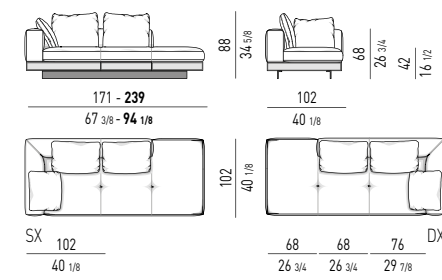
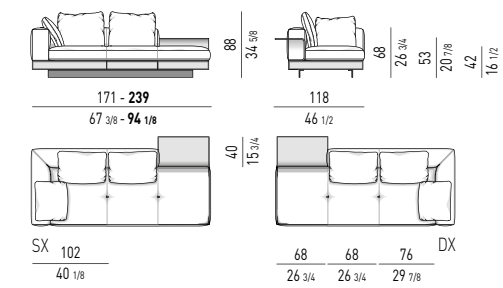
ELEMENTO ANGOLARE TERMINALE-DAYBED | CORNER ELEMENT WITH 1 ARMREST-DAYBED

ELEMENTO ANGOLARE TERMINALE-DAYBED CON FLAP CM 239X118
CORNER ELEMENT WITH 1 ARMREST-DAYBED AND FLAP CM 239X118

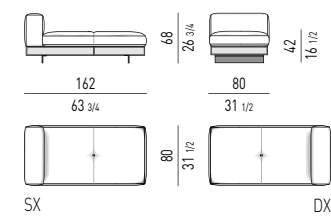
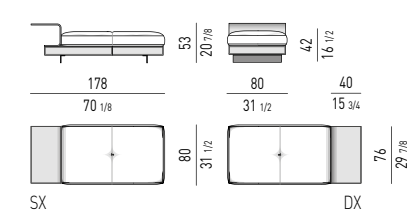
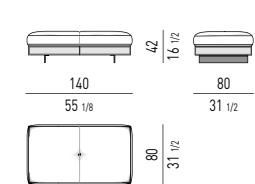
ELEMENTI ANGOLARI TERMINALI | CORNER ELEMENTS WITH 1 ARMREST

ELEMENTI ANGOLARI TERMINALI CM 171X102 - 239X102
CORNER ELEMENTS WITH 1 ARMREST CM 171X102 - 239X102

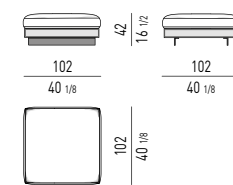
ELEMENTI ANGOLARI TERMINALI PENISOLA | CORNER OPEN-END ELEMENTS WITH 1 ARMREST

ELEMENTI ANGOLARI TERMINALI PENISOLA CM 171X102 - 239X102
CORNER OPEN-END ELEMENTS WITH 1 ARMREST CM 171X102 - 239X102ELEMENTI ANGOLARI TERMINALI PENISOLA CON FLAP CM 171X118 - 239X118
CORNER OPEN-END ELEMENTS WITH 1 ARMREST AND FLAP CM 171X118 - 239X118

PANCHE | BENCHES

PANCA CON BRACCIOLO CM 162X80
BENCH WITH ARMREST CM 162X80PANCA CON FLAP CM 178X80
BENCH WITH FLAP CM 178X80PANCA CM 140X80
BENCH CM 140X80

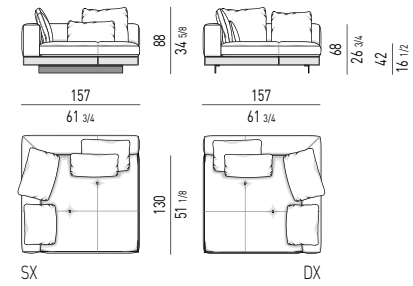
POUF | OTTOMAN



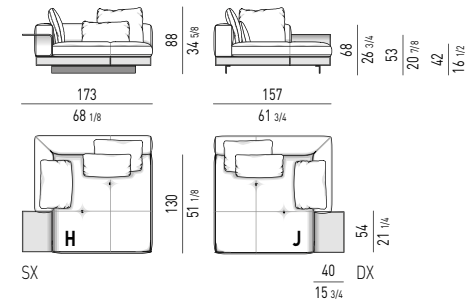
CHAISE-LONGUES

CHAISE-LONGUES SQUARE SMALL

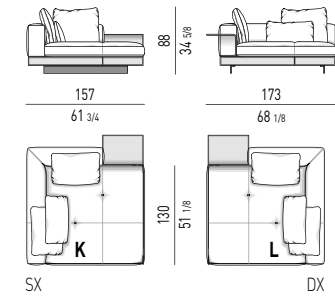
CHAISE-LONGUE SQUARE **SMALL** CM 157X157
CHAISE-LONGUE SQUARE **SMALL** CM 157X157



CHAISE-LONGUE SQUARE **SMALL CON FLAP** CM 173X157
CHAISE-LONGUE SQUARE **SMALL WITH FLAP** CM 173X157

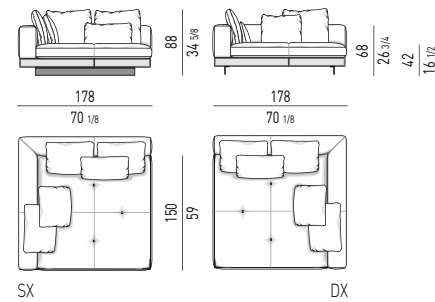


CHAISE-LONGUE SQUARE **SMALL CON FLAP** CM 157X173
CHAISE-LONGUE SQUARE **SMALL WITH FLAP** CM 157X173

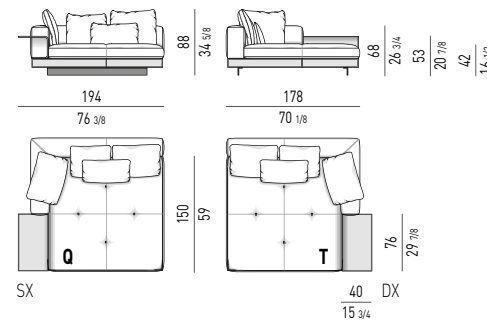


CHAISE-LONGUES SQUARE LARGE

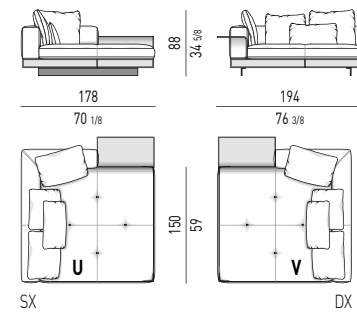
CHAISE-LONGUE SQUARE **LARGE** CM 178X178
CHAISE-LONGUE SQUARE **LARGE** CM 178X178



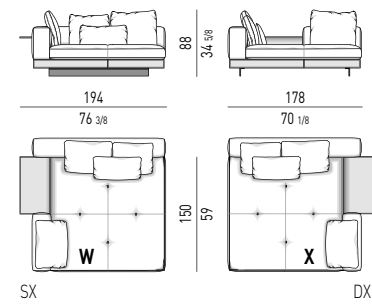
CHAISE-LONGUE SQUARE **LARGE CON FLAP** CM 194X178
CHAISE-LONGUE SQUARE **LARGE WITH FLAP** CM 194X178



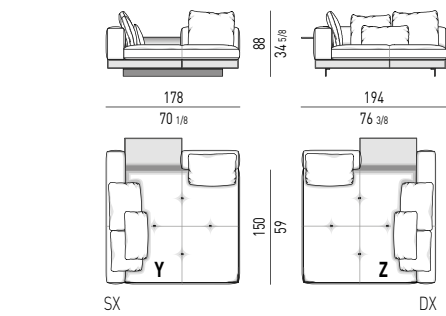
CHAISE-LONGUE SQUARE **LARGE CON FLAP** CM 178X194
CHAISE-LONGUE SQUARE **LARGE WITH FLAP** CM 178X194



CHAISE-LONGUE SQUARE **LARGE CON FLAP** CM 194X178
CHAISE-LONGUE SQUARE **LARGE WITH FLAP** CM 194X178

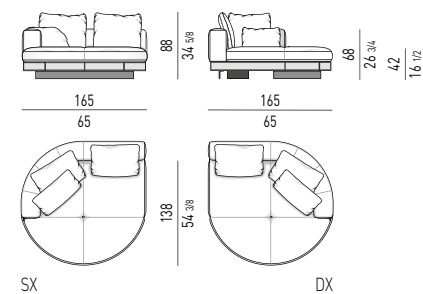


CHAISE-LONGUE SQUARE **LARGE CON FLAP** CM 178X194
CHAISE-LONGUE SQUARE **LARGE WITH FLAP** CM 178X194

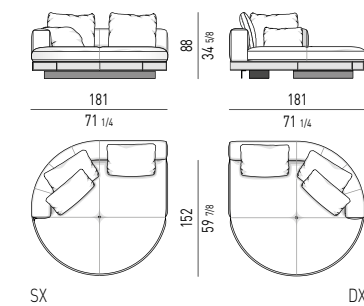


CHAISE-LONGUES ROUND

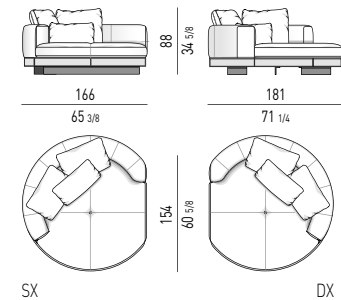
CHAISE-LONGUE ROUND **SMALL** CM 165X165
CHAISE-LONGUE ROUND **SMALL** CM 165X165



CHAISE-LONGUE ROUND **LARGE** CM 181X181
CHAISE-LONGUE ROUND **LARGE** CM 181X181

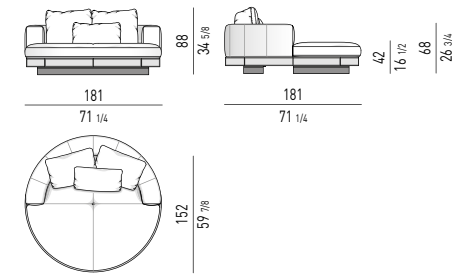


CHAISE-LONGUE **CIRCLE** CM 166X181
CHAISE-LONGUE **CIRCLE** CM 166X181

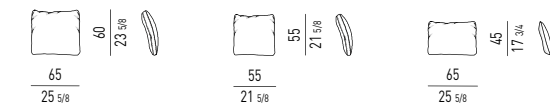


ISOLA CIRCLE | CIRCLE ISLAND

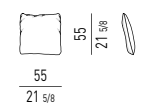
ISOLA **CIRCLE** CM 181X181
CIRCLE ISLAND CM 181X181



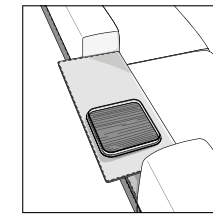
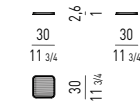
CUSCINI SCHIENALE OPTIONAL | OPTIONAL BACKREST CUSHIONS



CUSCINO OPTIONAL | OPTIONAL CUSHION

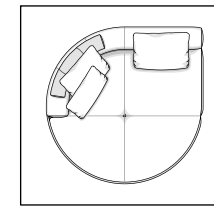
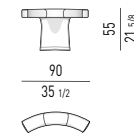


VASSOIO OPTIONAL | OPTIONAL TRAY

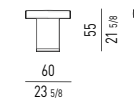


POGGIATESTA OPTIONAL | OPTIONAL HEADRESTS

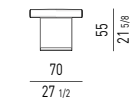
POGGIATESTA OPTIONAL CM 90 (CHAISE-LONGUE ROUND SMALL/LARGE E CIRCLE, ISOLA CIRCLE)
OPTIONAL HEADREST CM 90 (CHAISE-LONGUE ROUND SMALL/LARGE AND CIRCLE, CIRCLE ISLAND)



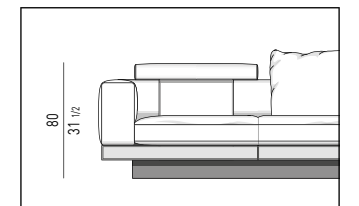
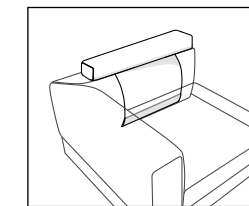
POGGIATESTA OPTIONAL CM 60 (SEDUTA CM 68)
OPTIONAL HEADREST CM 60 (SEAT CM 68)



POGGIATESTA OPTIONAL CM 70 (SEDUTA CM 83)
OPTIONAL HEADREST CM 70 (SEAT CM 83)




POSIZIONE POGGIATESTA | HEADREST POSITION



BASI BASES

ALLUMINIO ALUMINIUM




ELEMENTO FLAP FLAP ELEMENT

PELLE LEATHER




FRASSINO ASH



VASSOIO | TRAY

STRUTTURA STRUCTURE



CORNICE FRAME



* IN CASO DI FLAP IN PELLE, È CONSIGLIATO L'UTILIZZO DEL VASSOIO OPTIONAL.

* IN CASE OF LEATHER FLAP, THE USE OF THE OPTIONAL TRAY IS RECOMMENDED.

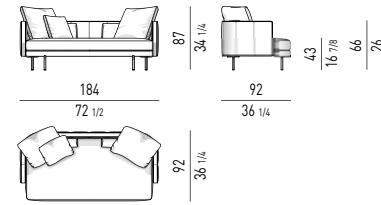
VASSOIO | TRAY *



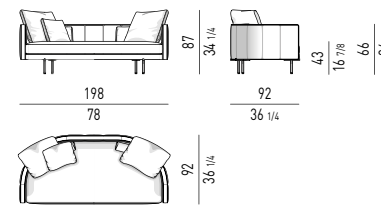
TORII NENDO

DIVANI | SOFAS

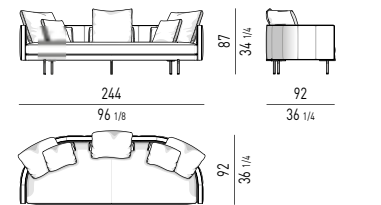
DIVANO **LOW** CM 184
SOFA **LOW** CM 184



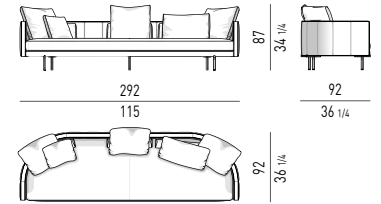
DIVANO **LOW** CM 198
SOFA **LOW** CM 198



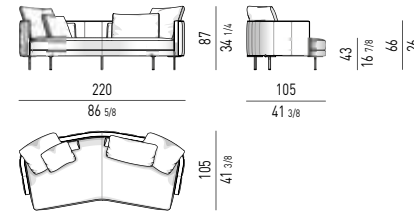
DIVANO **LOW** CM 244
SOFA **LOW** CM 244



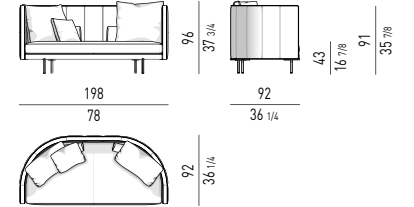
DIVANO **LOW** CM 292
SOFA **LOW** CM 292



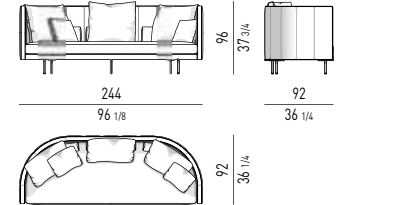
DIVANO CURVO **LOW** CM 220
ANGLED SOFA **LOW** CM 220



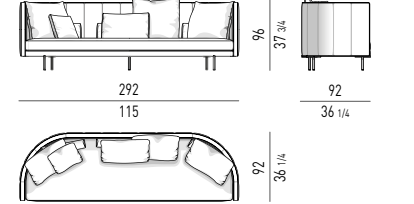
DIVANO **HIGH** CM 198
SOFA **HIGH** CM 198



DIVANO **HIGH** CM 244
SOFA **HIGH** CM 244

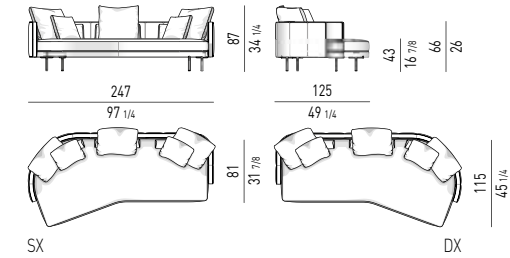


DIVANO **HIGH** CM 292
SOFA **HIGH** CM 292

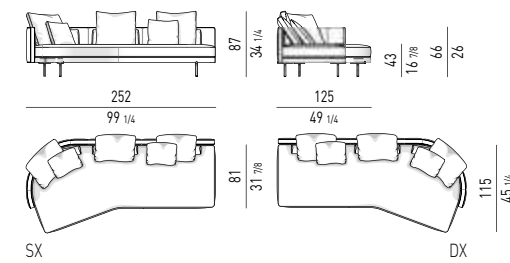


DIVANI INCLINATI | INCLINED SOFAS

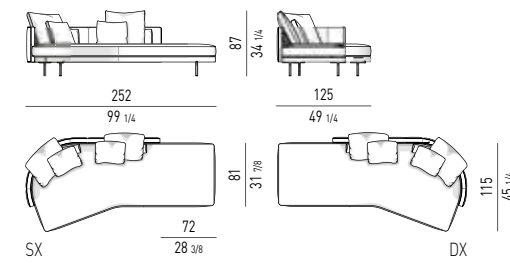
DIVANO INCLINATO **LOW** CM 247
INCLINED SOFA **LOW** CM 247



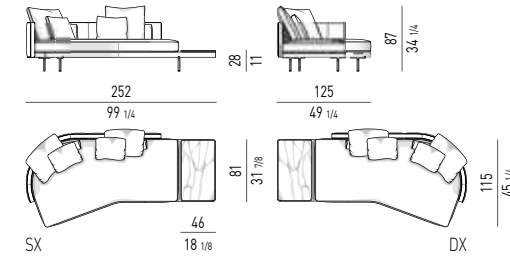
DIVANO INCLINATO TERMINALE **LOW** CM 252
INCLINED SOFA WITH 1 ARMREST **LOW** CM 252



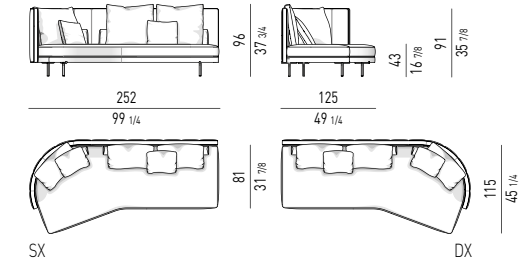
DIVANO INCLINATO PENISOLA **LOW** CM 252
INCLINED OPEN-END SOFA **LOW** CM 252



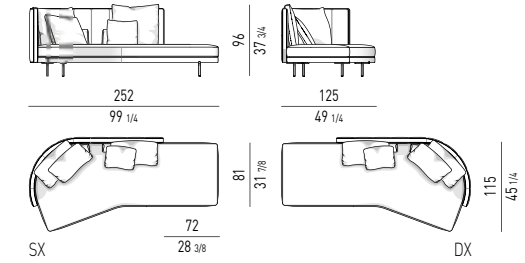
DIVANO INCLINATO CON TOP **LOW** CM 252
INCLINED SOFA WITH TOP **LOW** CM 252



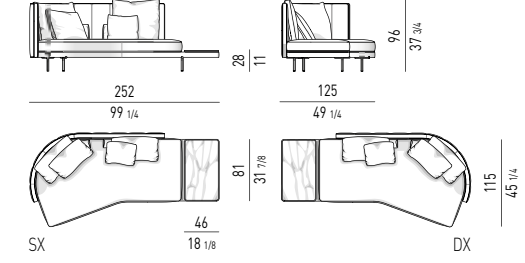
DIVANO INCLINATO TERMINALE **HIGH** CM 252
INCLINED SOFA WITH 1 ARMREST **HIGH** CM 252



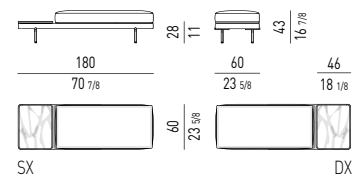
DIVANO INCLINATO PENISOLA **HIGH** CM 252
INCLINED OPEN-END SOFA **HIGH** CM 252



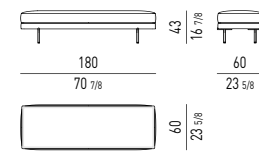
DIVANO INCLINATO CON TOP **HIGH** CM 252
INCLINED SOFA WITH TOP **HIGH** CM 252



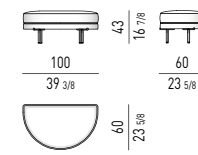
PANCA CON TOP | BENCH WITH TOP



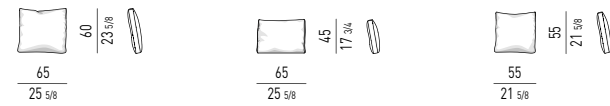
PANCA | BENCH



POUF SEMICIRCOLARE | SEMI-ROUND OTTOMAN

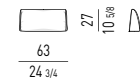


CUSCINI SCHIENALE OPTIONAL | OPTIONAL BACKREST CUSHIONS

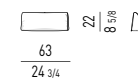


CUSCINI POGGIARENI OPTIONAL | OPTIONAL LUMBAR CUSHIONS

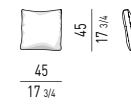
LOW - ADATTO PER DIVANI CON SCHIENALE BASSO
LOW - SUITABLE FOR **LOW** BACKREST SOFAS



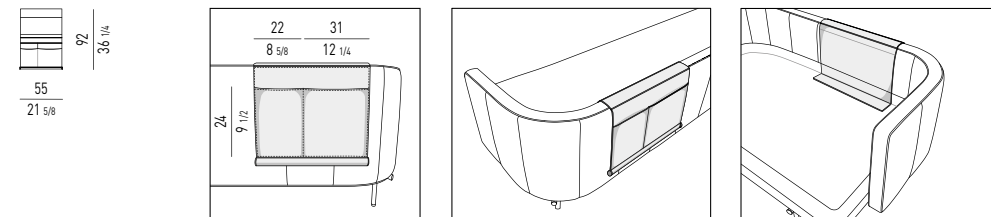
HIGH - ADATTO PER DIVANI CON SCHIENALE ALTO
HIGH - SUITABLE FOR **HIGH** BACKREST SOFAS



CUSCINO OPTIONAL | OPTIONAL CUSHION

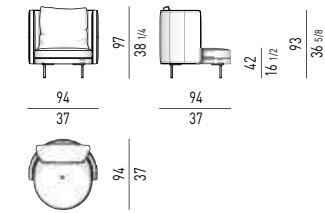


PORTARIVISTE | MAGAZINE CADDY

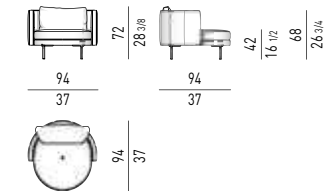


DISPONIBILE ESCLUSIVAMENTE PER LE SEDUTE **LOW**
AVAILABLE ONLY FOR THE **LOW** SEATING

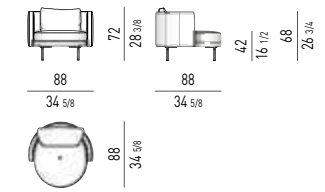
BERGÈRE

VERSIONE FISSA
FIXED VERSIONVERSIONE GIREVOLE
SWIVEL VERSION

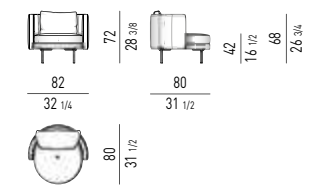
POLTRONA LARGE | LARGE ARMCHAIR

VERSIONE FISSA
FIXED VERSIONVERSIONE GIREVOLE
SWIVEL VERSION

POLTRONA MEDIUM | MEDIUM ARMCHAIR

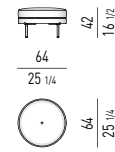
VERSIONE FISSA
FIXED VERSIONVERSIONE GIREVOLE
SWIVEL VERSION

POLTRONA SMALL | SMALL ARMCHAIR

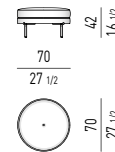
VERSIONE FISSA
FIXED VERSIONVERSIONE GIREVOLE
SWIVEL VERSION

POUF | OTTOMANS

SMALL - CONSIGLIATO PER POLTRONA **SMALL**
SMALL - SUGGESTED FOR **SMALL** ARMCHAIR

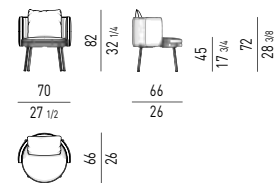


MEDIUM - CONSIGLIATO PER POLTRONA **MEDIUM**
MEDIUM - SUGGESTED FOR **MEDIUM** ARMCHAIR

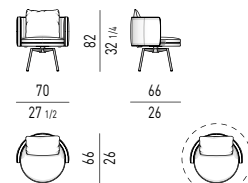


POLTRONCINA LOUNGE | LOUNGE LITTLE ARMCHAIR

VERSIONE **FISSA**
FIXED VERSION



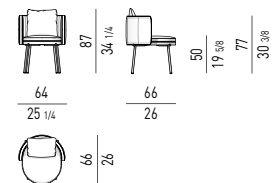
VERSIONE **GIREVOLE**
SWIVEL VERSION



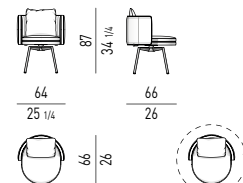
MOVIMENTO GIREVOLE 360° CON RITORNO
 360° SWIVEL MOVEMENT WITH RETURN

POLTRONCINA DINING | DINING LITTLE ARMCHAIR

VERSIONE **FISSA**
FIXED VERSION



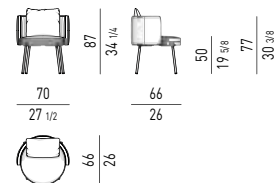
VERSIONE **GIREVOLE**
SWIVEL VERSION



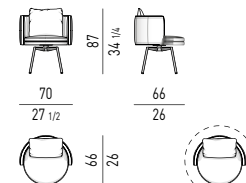
MOVIMENTO GIREVOLE 360° CON RITORNO
 360° SWIVEL MOVEMENT WITH RETURN

POLTRONCINA DINING LARGE | DINING LARGE LITTLE ARMCHAIR

VERSIONE **FISSA**
FIXED VERSION



VERSIONE **GIREVOLE**
SWIVEL VERSION

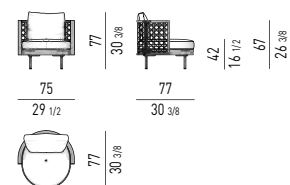


MOVIMENTO GIREVOLE 360° CON RITORNO
 360° SWIVEL MOVEMENT WITH RETURN

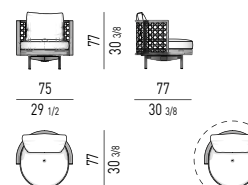
TORII NEST

POLTRONA | ARMCHAIR

VERSIONE **FISSA**
FIXED VERSION

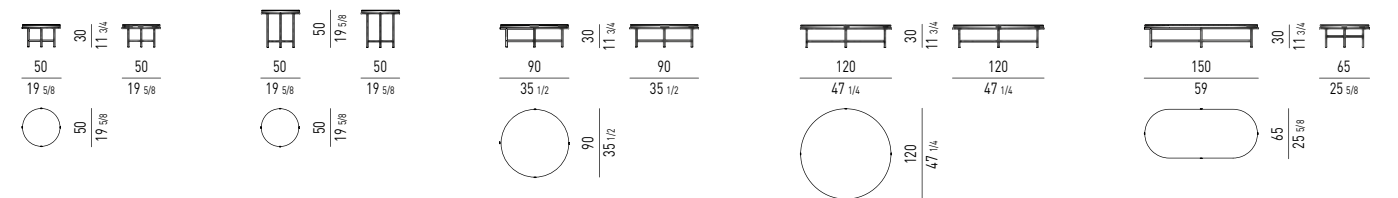


VERSIONE **GIREVOLE**
SWIVEL VERSION

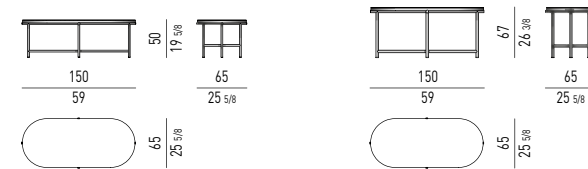


MOVIMENTO GIREVOLE 360° CON RITORNO
 360° SWIVEL MOVEMENT WITH RETURN

TAVOLINI | COFFEE TABLES



CONSOLLE | CONSOLE TABLES



PIPINGS

ECO-LEATHER




ECO-NABUK



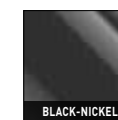
PIEDI E BASE GIREVOLE
 FEET AND SWIVEL BASE

METALLO
 METAL



ELEMENTO DECORATIVO
 DECORATIVE ELEMENT

OTTONE
 BRASS



ELEMENTO TOP
 TOP ELEMENT


MARMO
 MARBLE



PORTARIVISTE | MAGAZINE CADDY

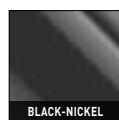
STRUTTURA
 STRUCTURE

PELLE
 LEATHER



DETTAGLI
 DETAILS

OTTONE
 BRASS



TORII NEST

STRUTTURA
 STRUCTURE

FRASSINO
 ASH



TAVOLINI | COFFEE TABLES

PIANO
 TOP

MARMO
 MARBLE



VETRO
 GLASS




FRASSINO
 ASH



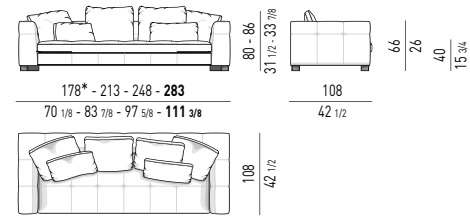
BASE
 BASE

ALLUMINIO
 ALUMINIUM

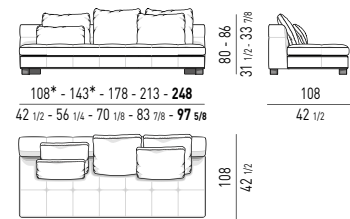


BLAZER RODOLFO DORDONI

DIVANI | SOFAS

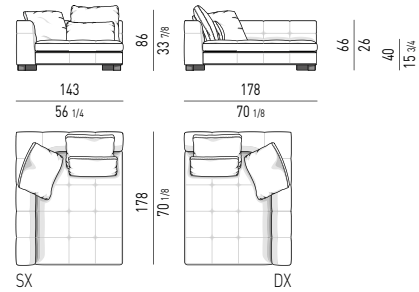


ELEMENTI CENTRALI | CENTRAL ELEMENTS



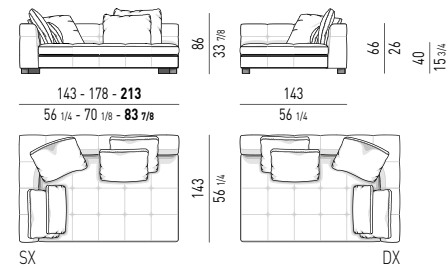
CHAISE-LONGUES

CHAISE-LONGUE CM 143X178 HIGH CHAISE-LONGUE CM 143X178

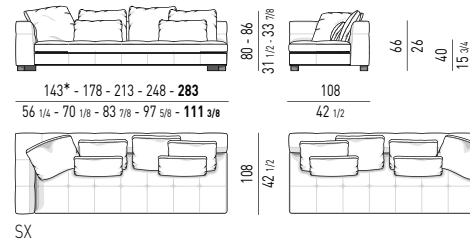


DIVANI CHAISE-LONGUE | SOFA CHAISE-LONGUES

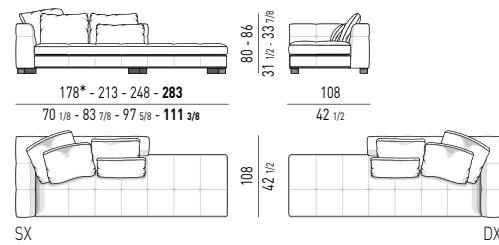
DIVANI CHAISE-LONGUE CM 143X143 - 178X143 - 213X143 SOFAS CHAISE-LONGUE CM 143X143 - 178X143 - 213X143



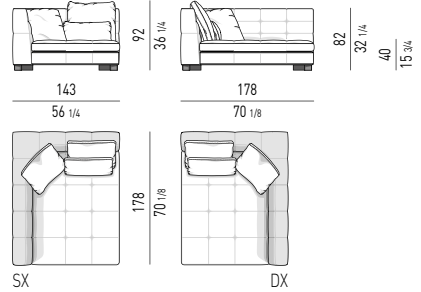
ELEMENTI TERMINALI | ELEMENTS WITH 1 ARMREST



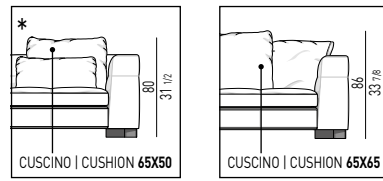
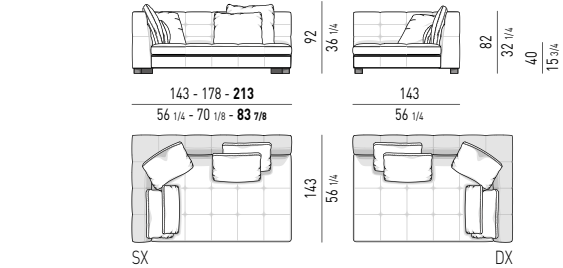
ELEMENTI TERMINALI PENISOLA | OPEN-END ELEMENTS WITH 1 ARMREST



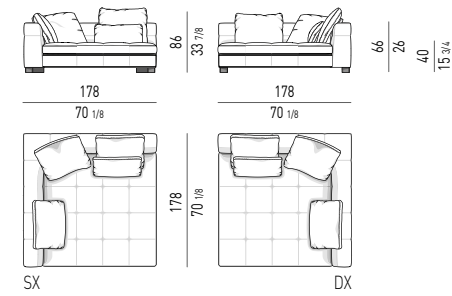
CHAISE-LONGUE HIGH CM 143X178 HIGH CHAISE-LONGUE CM 143X178



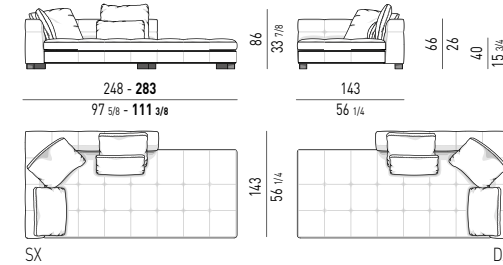
DIVANI CHAISE-LONGUE HIGH CM 143X143 - 178X143 - 213X143 HIGH SOFAS CHAISE-LONGUE CM 143X143 - 178X143 - 213X143



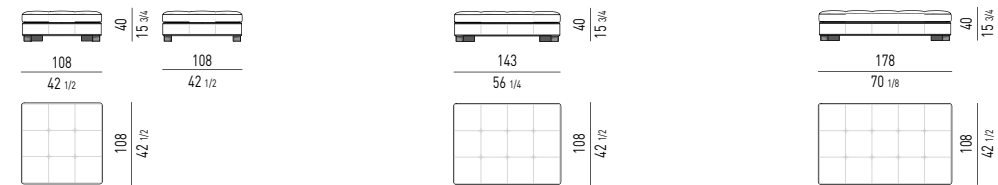
DIVANO CHAISE-LONGUE CM 178X178 SOFA CHAISE-LONGUE CM 178X178



DIVANI CHAISE-LONGUE OPEN CM 248X143 - 283X143 OPEN SOFAS CHAISE-LONGUE CM 248X143 - 283X143



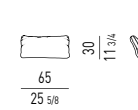
POUF | OTTOMANS



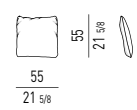
CUSCINI SCHIENALE OPTIONAL | OPTIONAL BACKREST CUSHIONS



CUSCINO POGGIARENI OPTIONAL | OPTIONAL LUMBAR CUSHION




CUSCINO OPTIONAL | OPTIONAL CUSHION



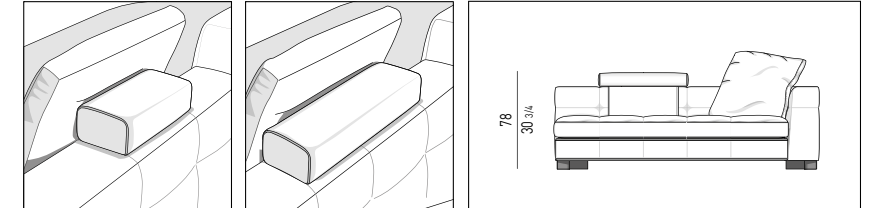
POGGIATESTA OPTIONAL | OPTIONAL HEADRESTS



PIEDI FEET ALLUMINIO ALUMINIUM



POSIZIONE POGGIATESTA | HEADRESTS POSITION

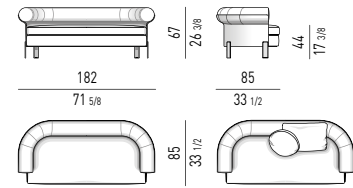


POGGIATESTA CM 35 H55
HEADREST CM 35 H55

POGGIATESTA CM 70 H55
HEADREST CM 70 H55

MATTIA RODOLFO DORDONI

DIVANO LOUNGE | LOUNGE SOFA

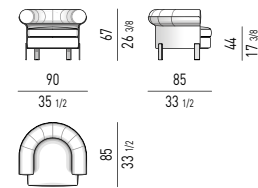


SET CUSCINI CONSIGLIATI
SUGGESTED SET OF CUSHIONS

CUSCINI OPTIONAL | OPTIONAL CUSHIONS



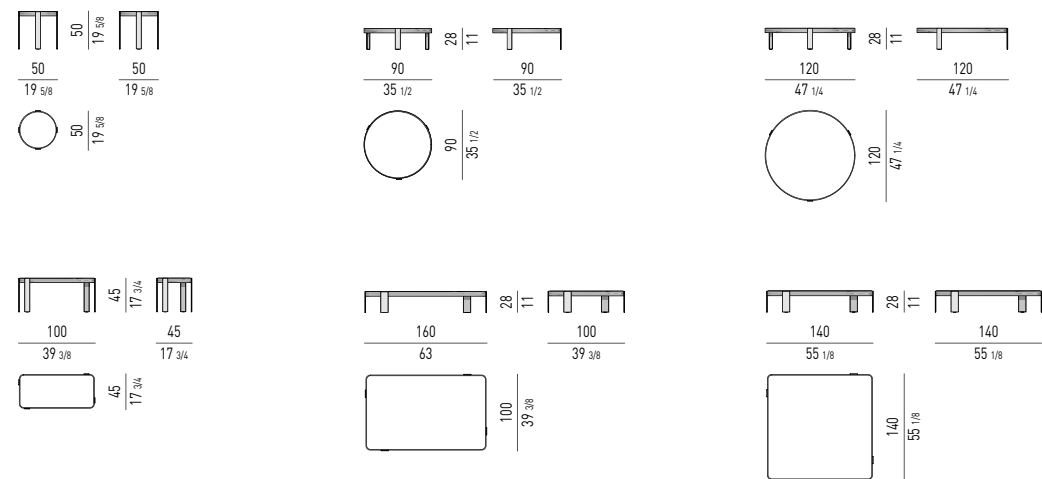
POLTRONA | ARMCHAIR



POLTRONA LOUNGE | LOUNGE ARMCHAIR



TAVOLINI | COFFEE TABLES



GAMBE E BASE GIREVOLE
LEGS AND SWIVEL BASE
ACCIAIO
STEEL



CORNICE
FRAME
FRASSINO
ASH



PIANO
TOP
MARMO
MARBLE



VETRO
GLASS
NERO IN PASTA
BLACK PÂTE DE VERRE

FRASSINO
ASH
LIQUIRIZIA
LICORICE

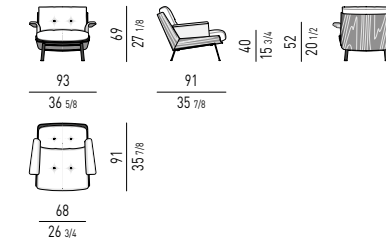
GAMBE
LEGS
METALLO
METAL



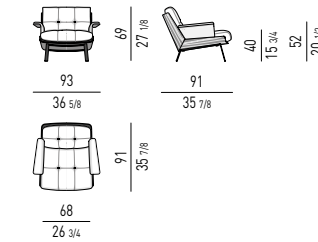
DAIKI MARCIO KOGAN / STUDIO MK27

POLTRONA | ARMCHAIR

CUSCINI IN TESSUTO
CUSHIONS IN FABRIC

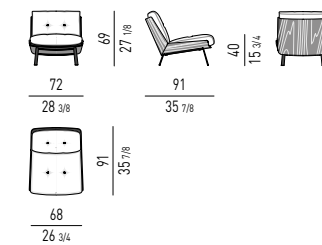


CUSCINI IN PELLE
CUSHIONS IN LEATHER

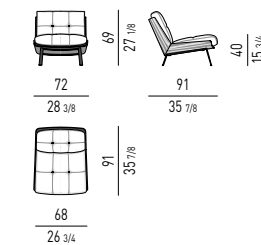


POLTRONA SENZA BRACCIOLI | ARMCHAIR WITHOUT ARMRESTS

CUSCINI IN TESSUTO
CUSHIONS IN FABRIC

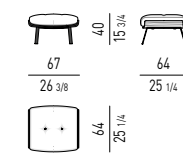


CUSCINI IN PELLE
CUSHIONS IN LEATHER

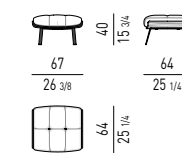


POGGIAPIEDI | FOOTSTOOL


CUSCINO IN TESSUTO
CUSHION IN FABRIC



CUSCINO IN PELLE
CUSHION IN LEATHER



STRUTTURA
STRUCTURE
PALISSANDRO
PALISANDER



FRASSINO FIAMMATO
FLAMED ASH



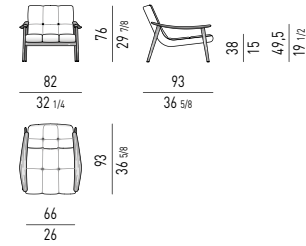
GAMBE
LEGS
ACCIAIO
STEEL



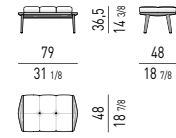
FYNN / FYNN SADDLE-HIDE GAMFRATESI

FYNN

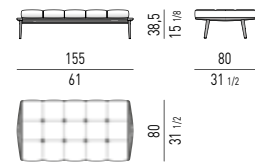
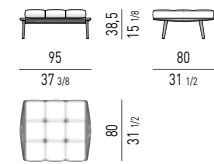
POLTRONA | ARMCHAIR



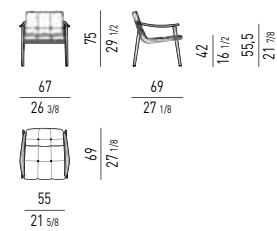
POGGIAPIEDI | FOOTSTOOL



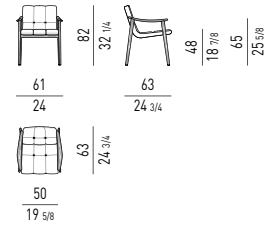
PANCHE | BENCHES



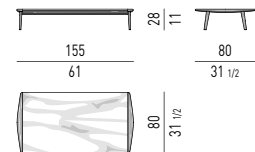
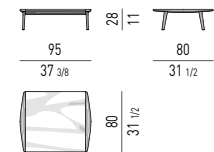
POLTRONCINA LOUNGE | LOUNGE LITTLE ARMCHAIR



POLTRONCINA DINING | DINING LITTLE ARMCHAIR



TAVOLINI | COFFEE TABLES




STRUTTURA
STRUCTURE
FRASSINO
ASH



DETTAGLIO DECORATIVO
DECORATIVE DETAIL
METALLO
METAL



TAVOLINI | COFFEE TABLES
PIANO
TOP
MARMO
MARBLE

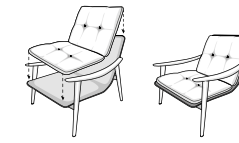
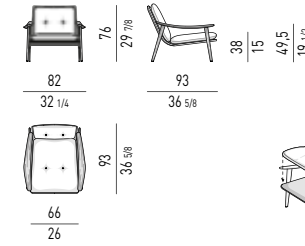


BASE
BASE
FRASSINO
ASH



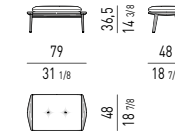
FYNN SADDLE-HIDE

POLTRONA | ARMCHAIR



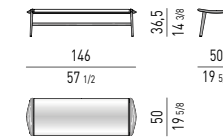
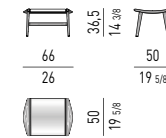
CUSCINO IMBOTTITO INCLUSO
PADDED CUSHION INCLUDED

POGGIAPIEDI | FOOTSTOOL

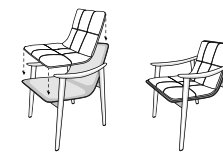
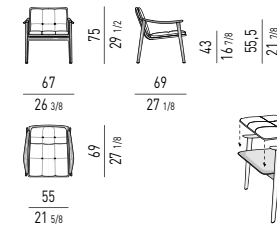


CUSCINO IMBOTTITO INCLUSO
PADDED CUSHION INCLUDED

PANCHE | BENCHES



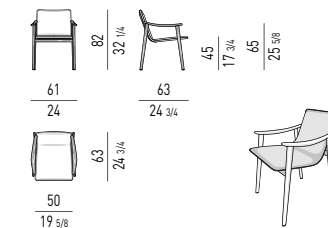
POLTRONCINA LOUNGE | LOUNGE LITTLE ARMCHAIR



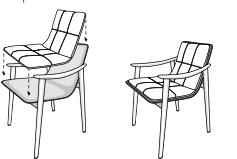
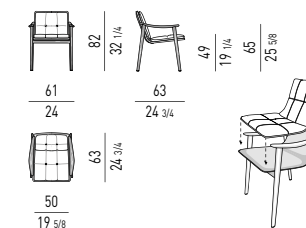
CUSCINO IMBOTTITO INCLUSO
PADDED CUSHION INCLUDED

POLTRONCINA DINING | DINING LITTLE ARMCHAIR

VERSIONE SENZA CUSCINO IMBOTTITO
VERSION WITHOUT PADDED CUSHION




VERSIONE CON CUSCINO IMBOTTITO
VERSION WITH PADDED CUSHION



CUSCINO IMBOTTITO INCLUSO
PADDED CUSHION INCLUDED

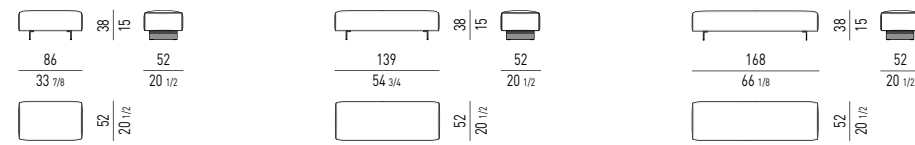
FYNN SADDLE-HIDE

SCOCCA
SHELL
CUIOIO
SADDLE-HIDE

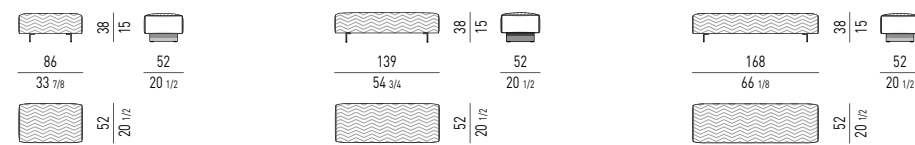


QUINCY / QUINCY CHEVRON RODOLFO DORDONI

QUINCY




QUINCY CHEVRON

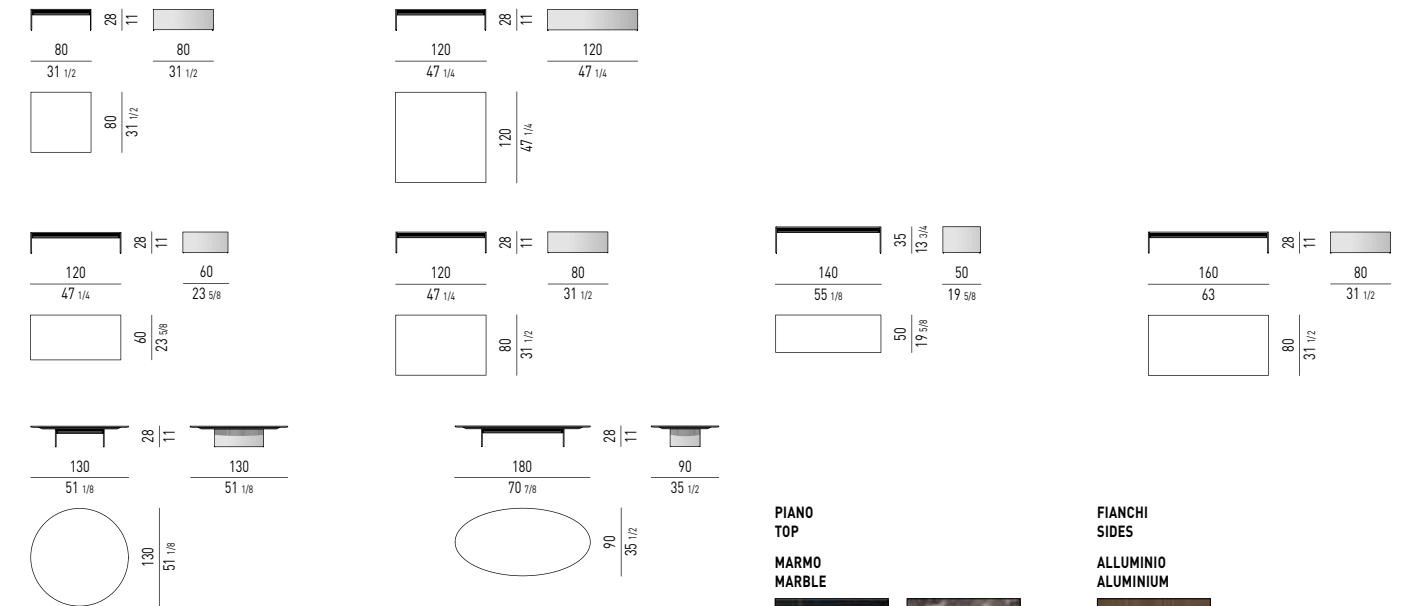


BASI
BASES

ALLUMINIO
ALUMINIUM



LINHA MARCIO KOGAN / STUDIO MK27



PIANO
TOP

MARMO
MARBLE

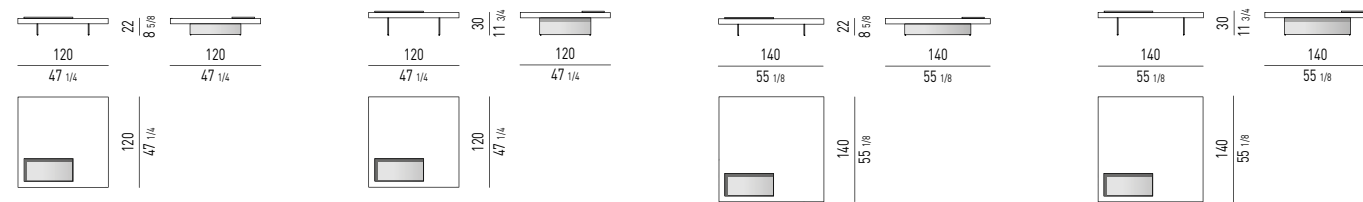


FIANCHI
SIDES

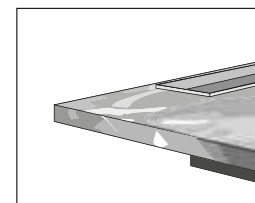
ALLUMINIO
ALUMINIUM



BOTECO MARCIO KOGAN / STUDIO MK27



PIANO IN MARMO | MARBLE TOP



STRUTTURA
STRUCTURE

MARMO
MARBLE



VANO PORTA OGGETTI
TRAY INSERT

METALLO
METAL

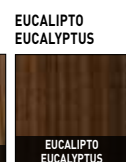


STRUTTURA
STRUCTURE

PALISSANDRO
PALISANDER




EUCALIPTO
EUCALYPTUS

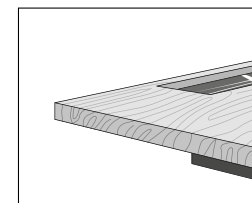


VANO PORTA OGGETTI
TRAY INSERT

MARMO
MARBLE



PIANO IN ESSENZA | WOODEN TOP



GAMBE
LEGS

ALLUMINIO
ALUMINIUM



BLOCK RODOLFO DORDONI




PIANO
TOP

LACCATO LUCIDO
GLOSSY LACQUERED

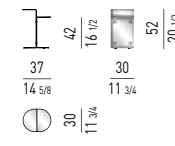


STRUTTURA
STRUCTURE

ROVERE
OAK


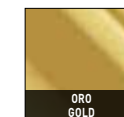


FLIRT RODOLFO DORDONI



STRUTTURA
STRUCTURE

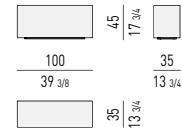
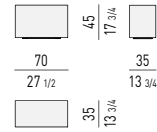
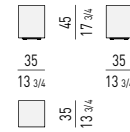
ACCIAIO
STEEL



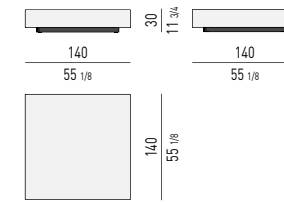
SOLID / SOLID SADDLE-HIDE RODOLFO DORDONI

SOLID

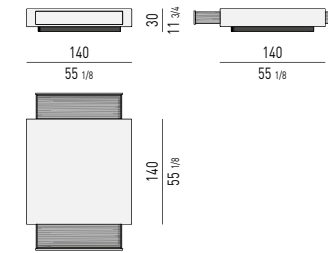
TAVOLINI COFFEE TABLES



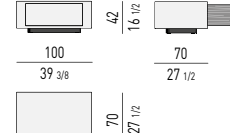
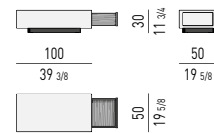
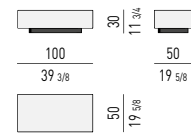
TAVOLINO COFFEE TABLE



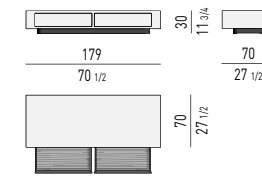
TAVOLINO CONTENITORE CON 2 CASSETTI STORAGE COFFEE TABLE WITH 2 DRAWERS



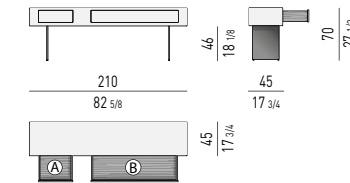
SPAZIO UTILE INTERNO CASSETTI: CM 111,5X47 H11,5
DRAWERS INTERNAL DIMENSION: CM 111,5X47 H11,5



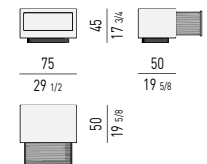
CONTENITORE ORIZZONTALE CON 2 CASSETTI HORIZONTAL SIDEBOARD WITH 2 DRAWERS



CONSOLLE CONSOLE TABLE

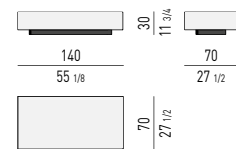


COMODINO NIGHTSTAND

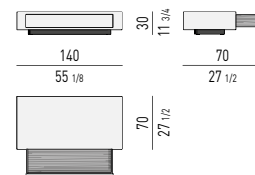


SPAZIO UTILE INTERNO CASSETTO: CM 61,5X37 H11,5
DRAWER INTERNAL DIMENSION: CM 61,5X37 H11,5

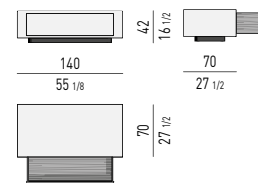
TAVOLINO COFFEE TABLE



TAVOLINI CONTENITORE CON CASSETTO STORAGE COFFEE TABLES WITH DRAWER



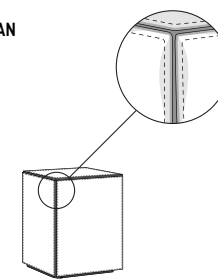
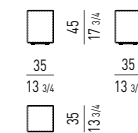
SPAZIO UTILE INTERNO CASSETTO: CM 111,5X47 H11,5
DRAWER INTERNAL DIMENSION: CM 111,5X47 H11,5



SPAZIO UTILE INTERNO CASSETTO: CM 111,5X47 H23,5
DRAWER INTERNAL DIMENSION: CM 111,5X47 H23,5

SOLID SADDLE-HIDE

TAVOLINO / POUF COFFEE TABLE / OTTOMAN




SOLID SADDLE-HIDE

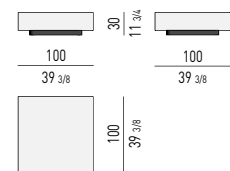
STRUTTURA STRUCTURE



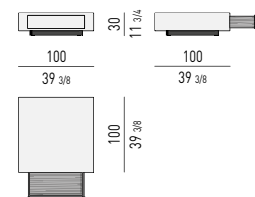
BASE BASE



TAVOLINO COFFEE TABLE

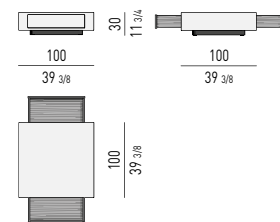


TAVOLINO CONTENITORE CON CASSETTO STORAGE COFFEE TABLE WITH DRAWER



SPAZIO UTILE INTERNO CASSETTO: CM 71,5X47 H11,5
DRAWER INTERNAL DIMENSION: CM 71,5X47 H11,5

TAVOLINO CONTENITORE CON 2 CASSETTI STORAGE COFFEE TABLE WITH 2 DRAWERS




SPAZIO UTILE INTERNO CASSETTI: CM 71,5X42 H11,5
DRAWERS INTERNAL DIMENSION: CM 71,5X42 H11,5

SOLID

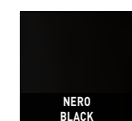
STRUTTURA STRUCTURE



INTERNO CASSETTI INTERNAL DRAWERS



BASE BASE



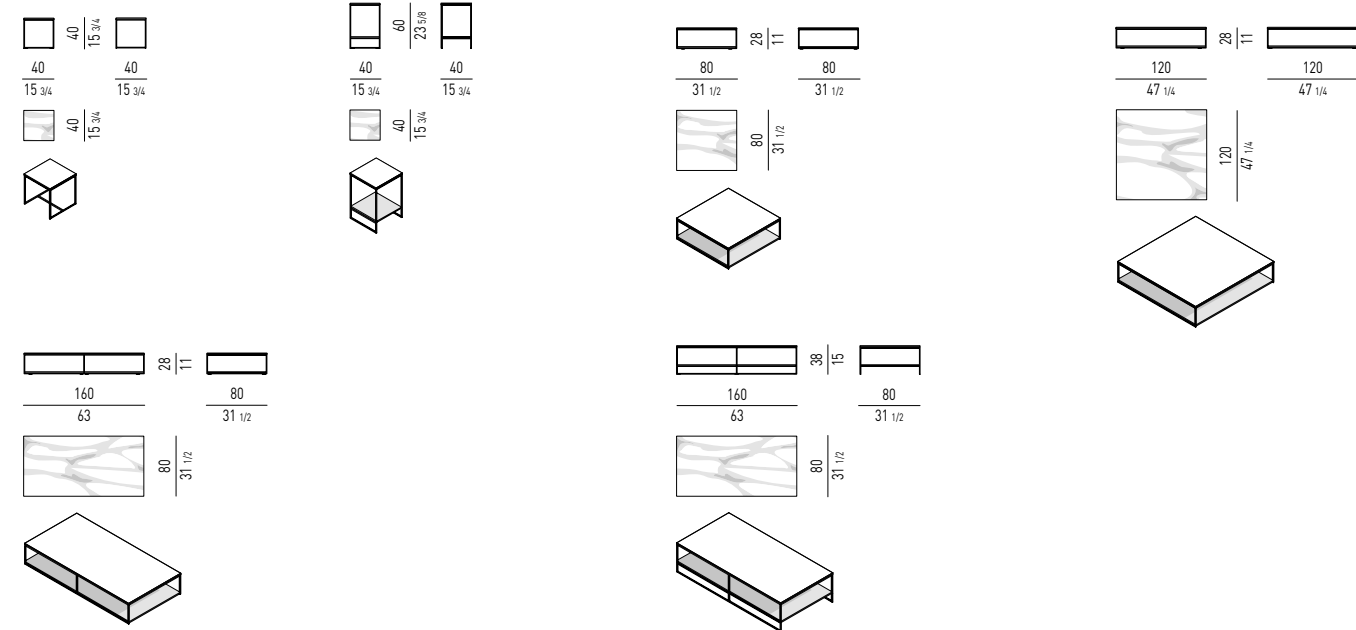
CONSOLLE | CONSOLE TABLE



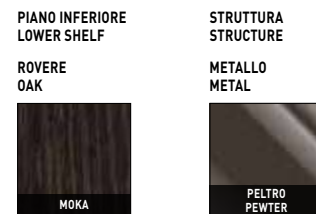
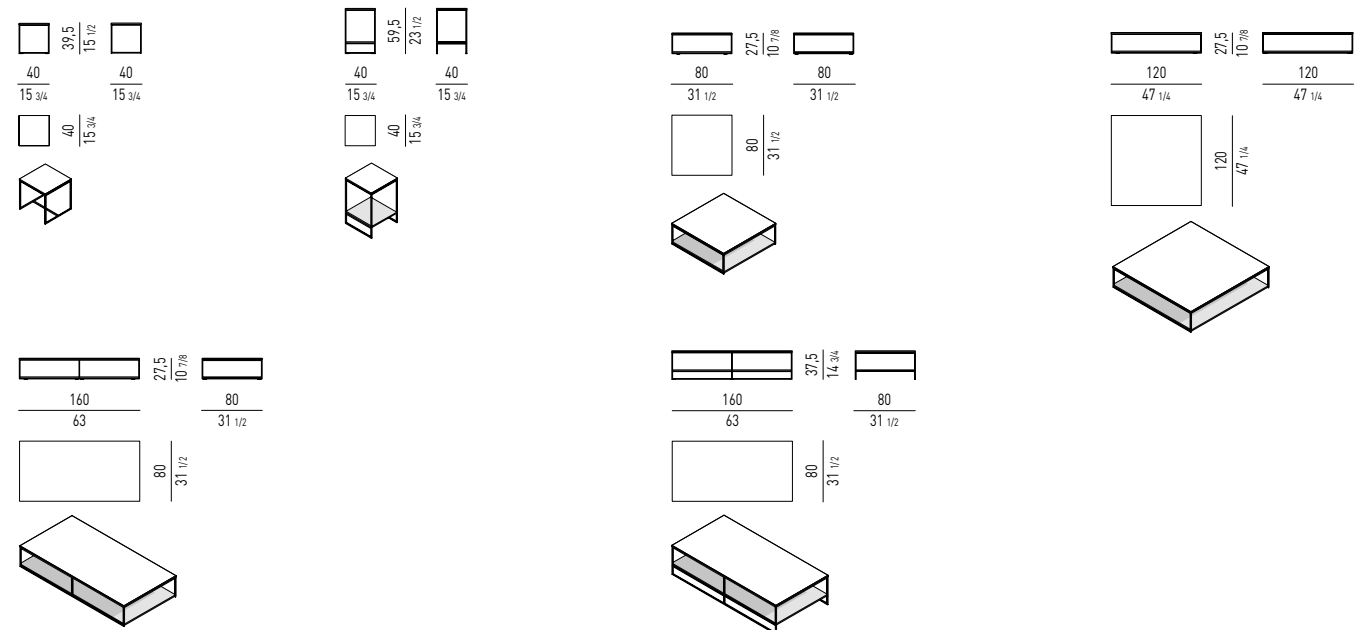
* SOLO PER TAVOLINI CM 35X35 H45, CM 70X35 H45, CM 100X35 H45
ONLY FOR CM 35X35 H45, CM 70X35 H45, CM 100X35 H45 COFFEE TABLES

LIAM RODOLFO DORDONI

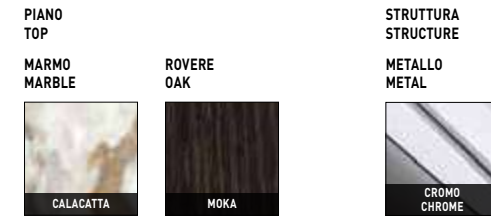
PIANO MARMO CALACATTA O GRIGIO OROBICO | CALACATTA OR GRIGIO OROBICO MARBLE TOP



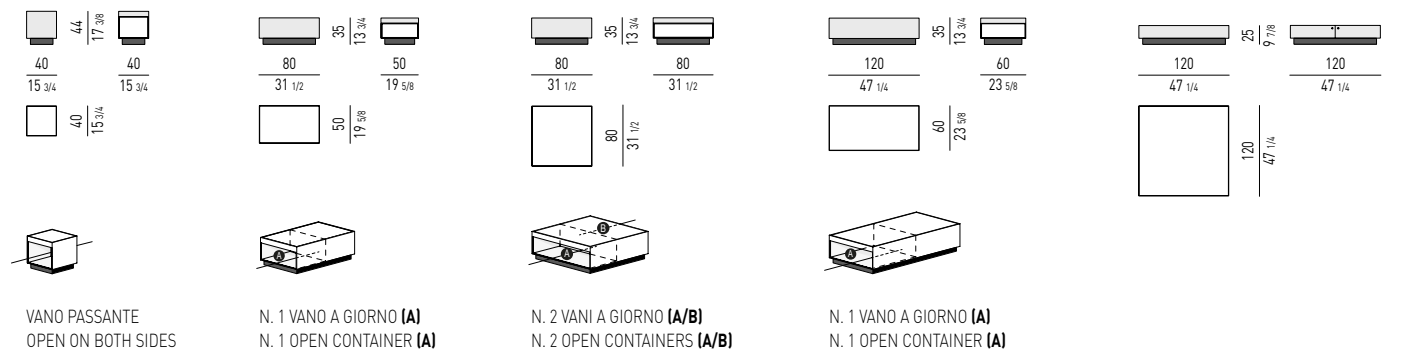
PIANO VETRO NERO IN PASTA O ROVERE | BLACK PÂTE DE VERRE OR OAK TOP



KYLE RODOLFO DORDONI

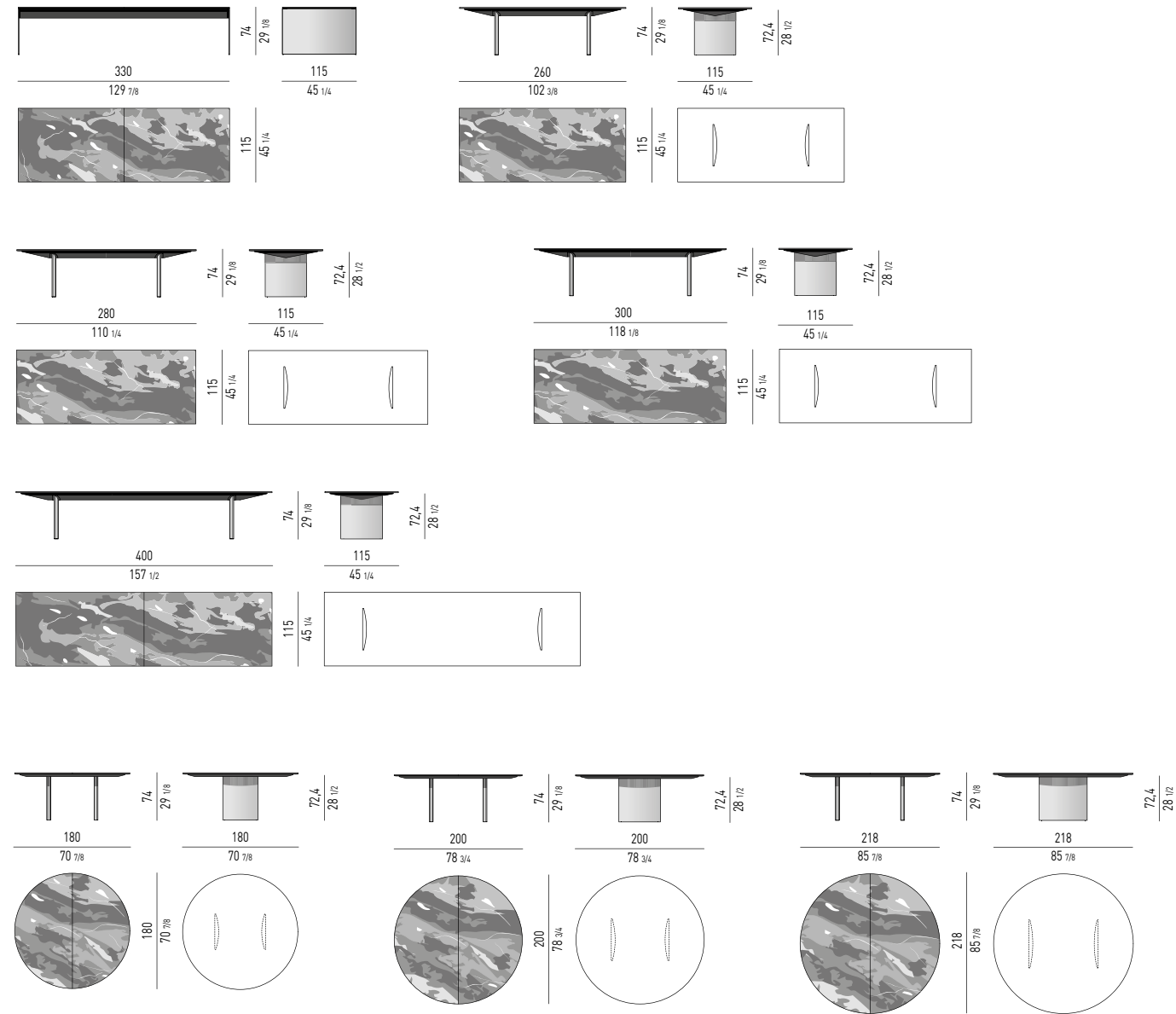


HOPE RODOLFO DORDONI



LINHA DINING MARCIO KOGAN / STUDIO MK27

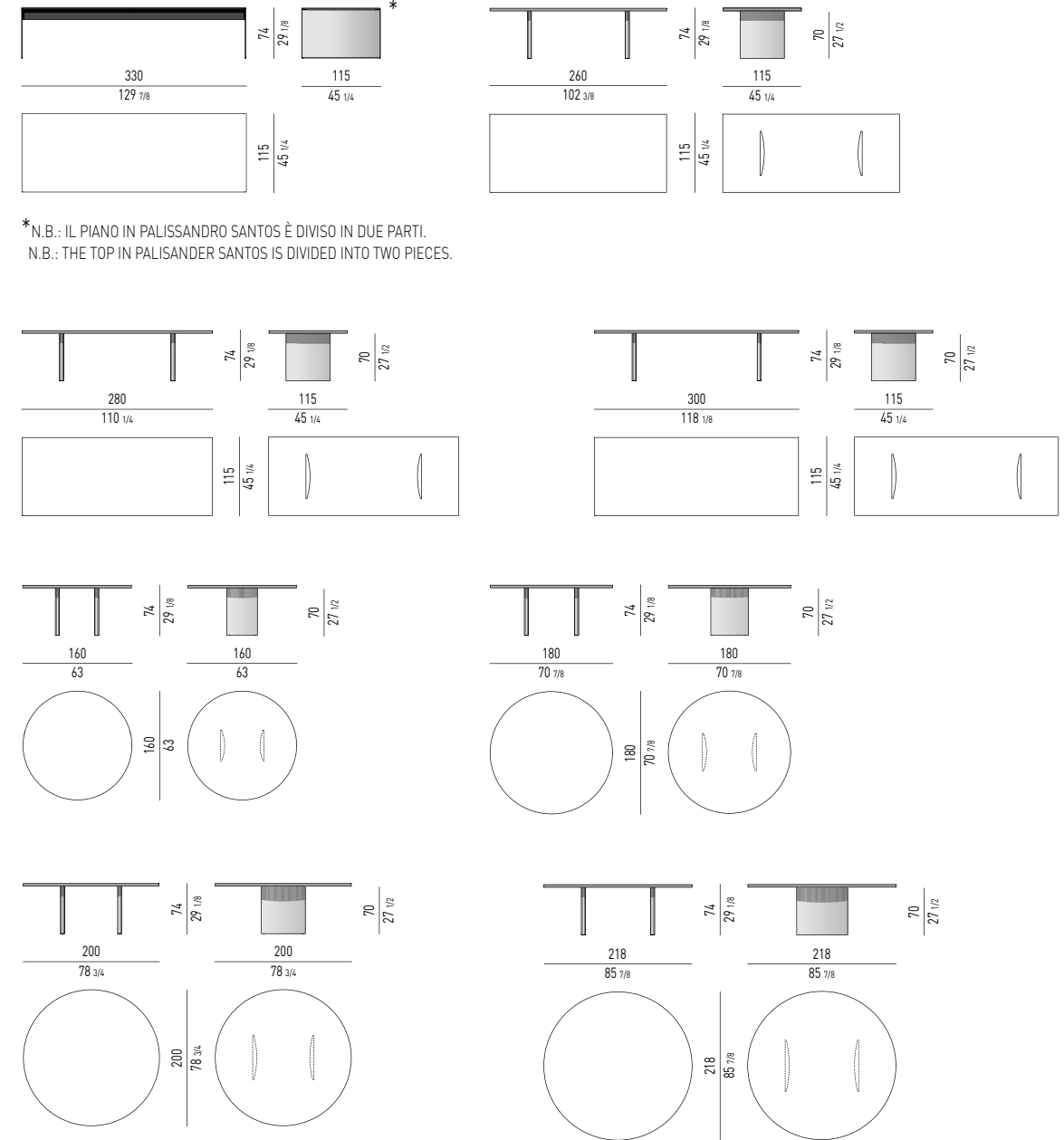
PIANO MARMO GRIGIO OROBICO | GRIGIO OROBICO MARBLE TOP



TAVOLO CM 330 | TABLE CM 330

PIANO TOP MARMO MARBLE  GRIGIO OROBICO	GAMBE LEGS METALLO METAL  GOLDEN BROWN	FIANCHI E PROFILI SIDES AND PROFILES ALLUMINIO METALLO ALUMINIUM METAL  GOLDEN BROWN
--	---	---

PIANO PALISSANDRO SANTOS O ROVERE FIAMMATO | PALISANDER SANTOS OR FLAMED OAK TOP

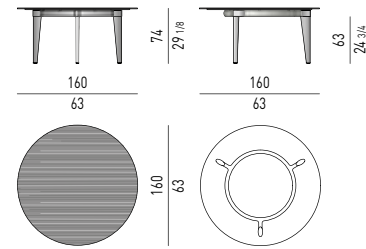
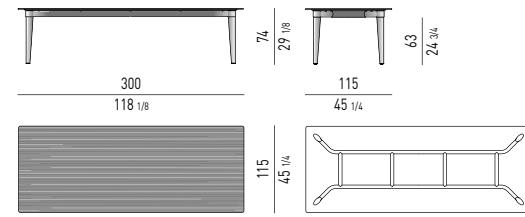
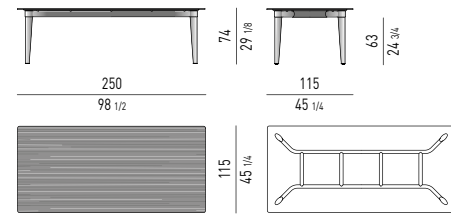


* N.B.: IL PIANO IN PALISSANDRO SANTOS È DIVISO IN DUE PARTI.
N.B.: THE TOP IN PALISANDER SANTOS IS DIVIDED INTO TWO PIECES.

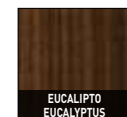
TAVOLO CM 330 | TABLE CM 330

PIANO TOP PALISSANDRO PALISANDER  SANTOS	ROVERE FIAMMATO FLAMED OAK TABACCO TOBACCO  TOBACCO	GAMBE LEGS METALLO METAL  GOLDEN BROWN	FIANCHI E PROFILI SIDES AND PROFILES ALLUMINIO METALLO ALUMINIUM METAL  GOLDEN BROWN
---	--	---	---


PENTHOUSE RODOLFO DORDONI



PIANO TOP
LEGNO WOOD

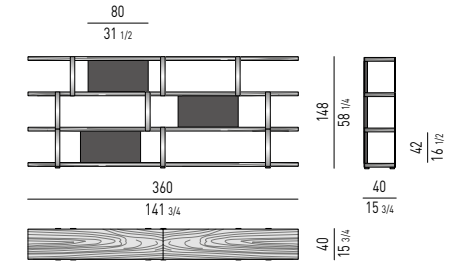
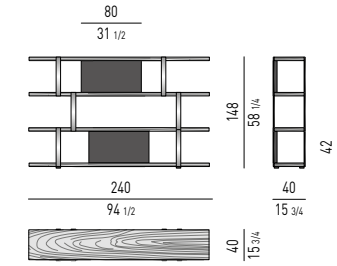
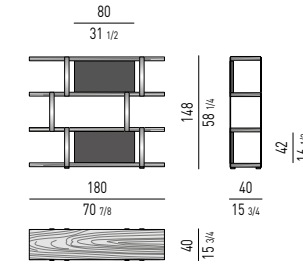


GAMBE E TELAIO STRUTTURALE
LEGS AND STRUCTURAL FRAME



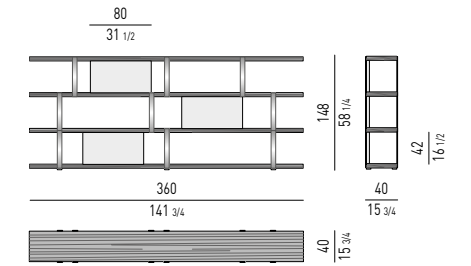
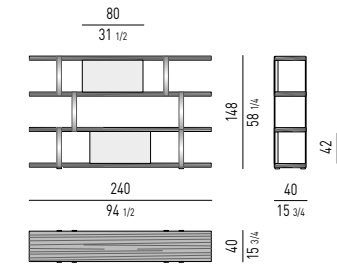
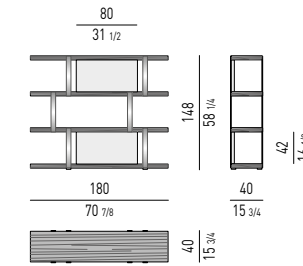
DALTON CHROME (UPDATE) RODOLFO DORDONI

RIPIANI PALISSANDRO SANTOS | PALISANDER SANTOS SHELVES



N.B.: I RIPIANI IN PALISSANDRO SANTOS SONO DIVISI IN DUE PARTI.
N.B.: THE SHELVES IN PALISANDER SANTOS ARE DIVIDED INTO TWO PIECES.

RIPIANI ROVERE | OAK SHELVES



RIPIANI SHELVES

PALISSANDRO PALISANDER




SCHIENALI BACK PANELS

LACCATO LUCIDO GLOSSY LACQUERED



RIPIANI SHELVES

ROVERE OAK



SCHIENALI BACK PANELS

LACCATO LUCIDO GLOSSY LACQUERED



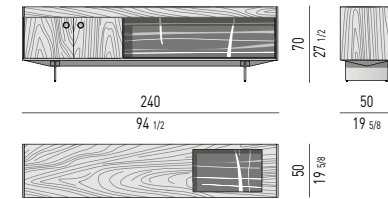
SUPPORTI VERTICALI VERTICAL SUPPORTS

METALLO METAL



CONTENITORI DINING | DINING SIDEBARDS

CONTENITORE ORIZZONTALE DINING CON 2 ANTE | DINING HORIZONTAL SIDEBOARD WITH 2 DOORS

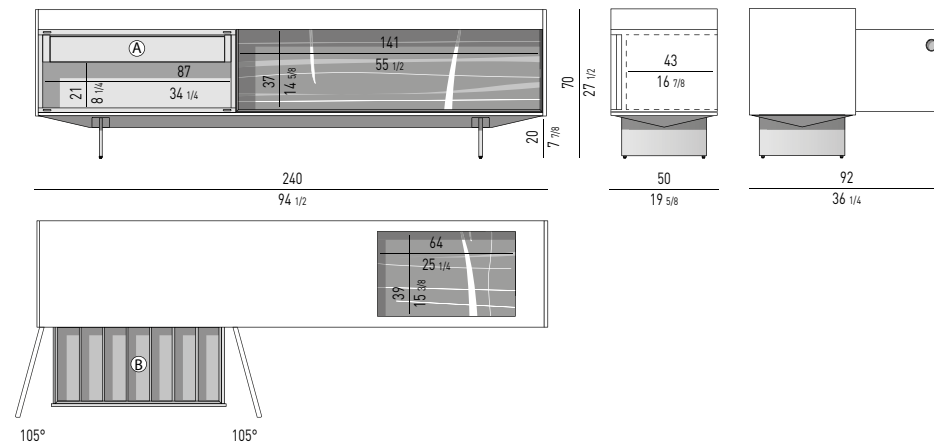


Nr. 1 cassetto **(A)** che scorre su guide a estrazione totale con chiusura Blumotion. Portata massima cassetto Kg 30. Il portaposate interno al cassetto è fisso ed è suddiviso in 7 vani.

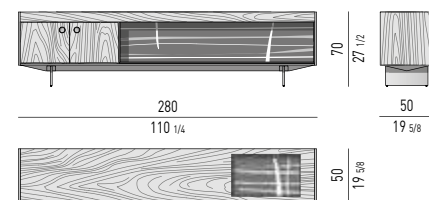
Spazio utile interno cassetto
VANI **(B)**: cm 10x35 H5

Nr. 1 drawer **(A)** that glide on fully extractable guides with Blumotion soft-close system. Maximum load drawer is 30 Kg. The cutlery tray in the drawer is permanently attached and is divided into 7 compartments.

Drawer internal dimension
COMPARTMENTS **(B)**: cm 10x35 H5 cm



CONTENITORE ORIZZONTALE DINING CON 2 ANTE | DINING HORIZONTAL SIDEBOARD WITH 2 DOORS

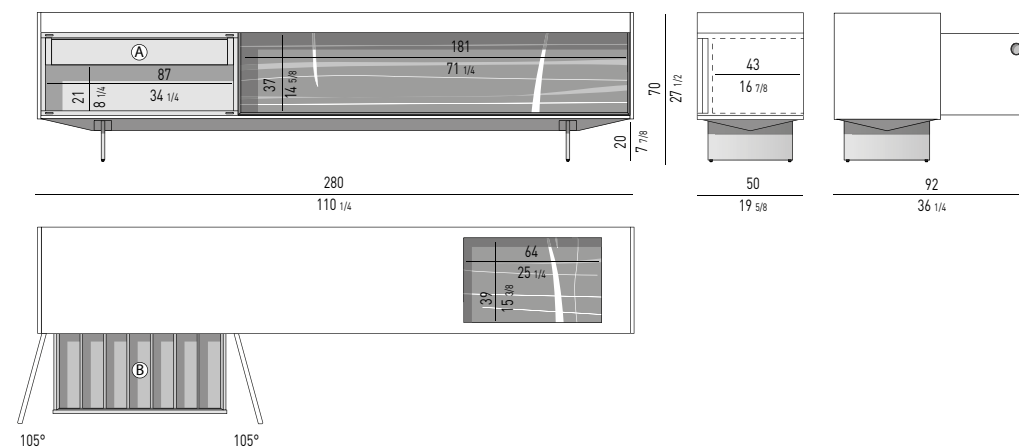


Nr. 1 cassetto **(A)** che scorre su guide a estrazione totale con chiusura Blumotion. Portata massima cassetto Kg 30. Il portaposate interno al cassetto è fisso ed è suddiviso in 7 vani.

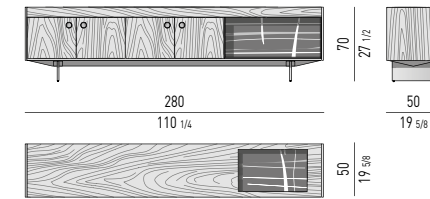
Spazio utile interno cassetto
VANI **(B)**: cm 10x35 H5

Nr. 1 drawer **(A)** that glide on fully extractable guides with Blumotion soft-close system. Maximum load drawer is 30 Kg. The cutlery tray in the drawer is permanently attached and is divided into 7 compartments.

Drawer internal dimension
COMPARTMENTS **(B)**: cm 10x35 H5 cm



CONTENITORE ORIZZONTALE DINING CON 4 ANTE | DINING HORIZONTAL SIDEBOARD WITH 4 DOORS



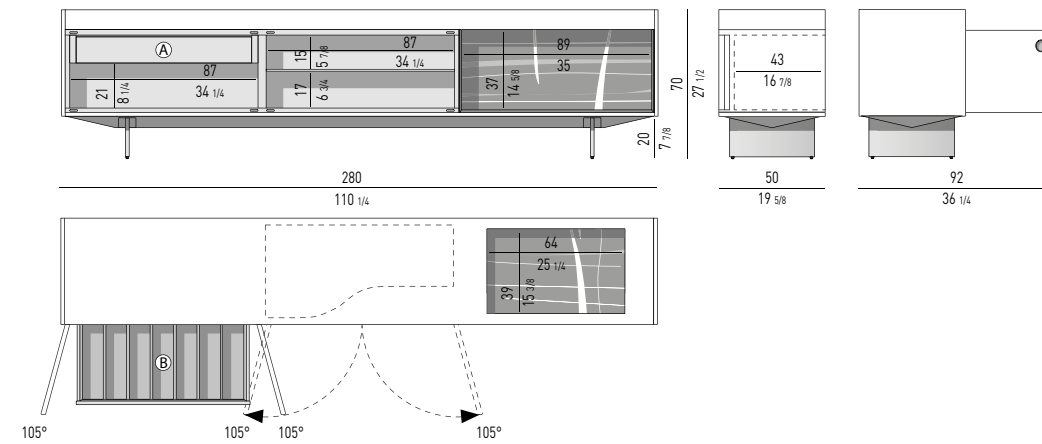
Nr. 1 cassetto **(A)** che scorre su guide a estrazione totale con chiusura Blumotion. Portata massima cassetto 30 Kg. Il portaposate interno al cassetto è fisso ed è suddiviso in 7 vani.

Nr. 1 ripiano in vetro extra chiaro temperato, spessore mm 8.

Spazio utile interno cassetto
VANI **(B)**: cm 10x35 H5

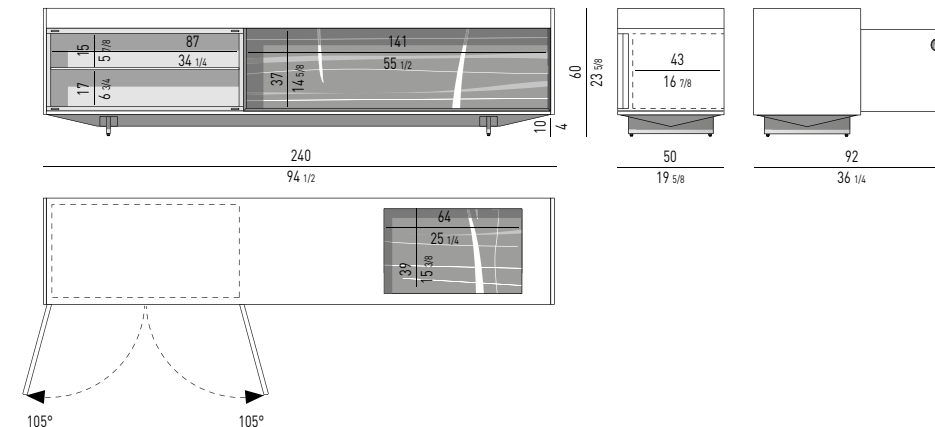
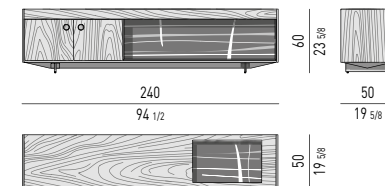
Nr. 1 drawer **(A)** that glide on fully extractable guides with Blumotion soft-close system. Maximum load drawer is 30 Kg. The cutlery tray in the drawer is permanently attached and is divided into 7 compartments.

Drawer internal dimension
COMPARTMENTS **(B)**: cm 10x35 H5 cm

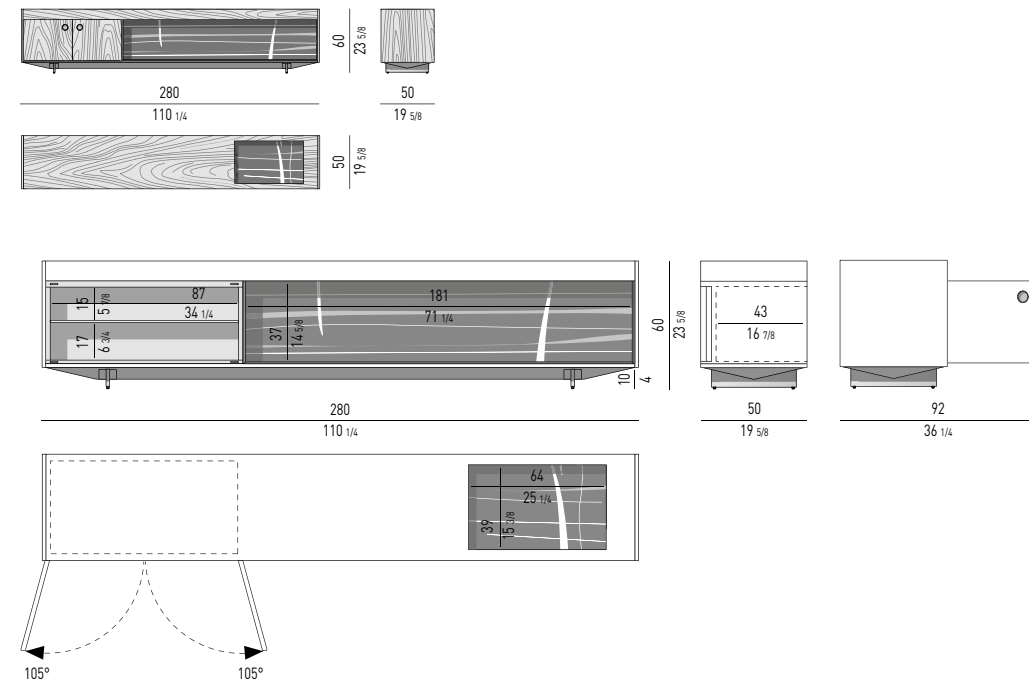


CONTENITORI LIVING | LIVING SIDEBARDS

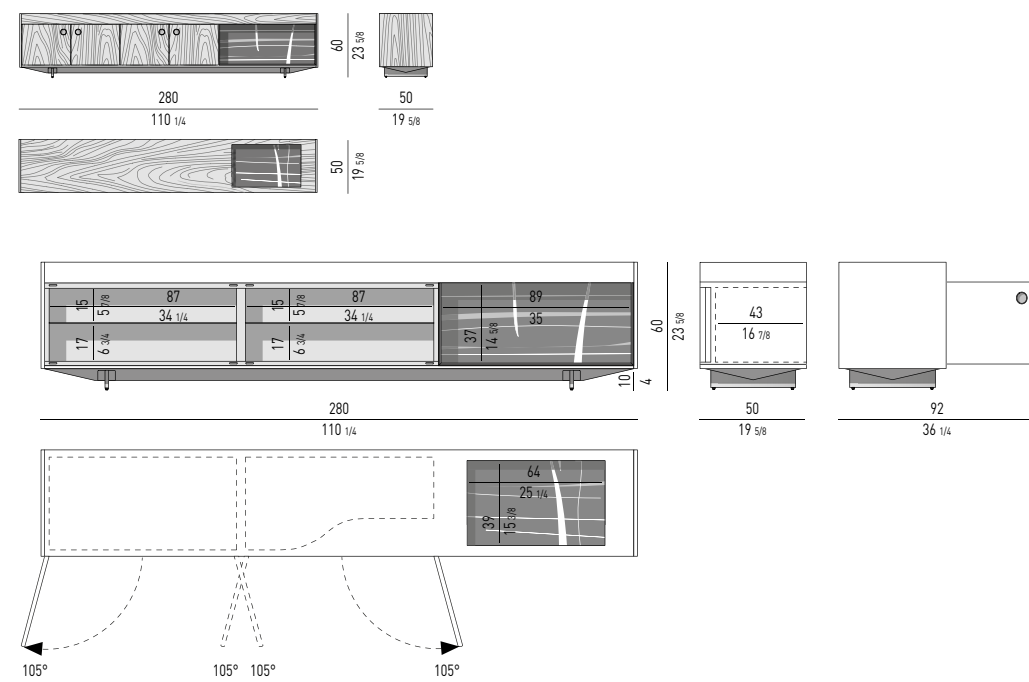
CONTENITORE ORIZZONTALE LIVING CON 2 ANTE | LIVING HORIZONTAL SIDEBOARD WITH 2 DOORS



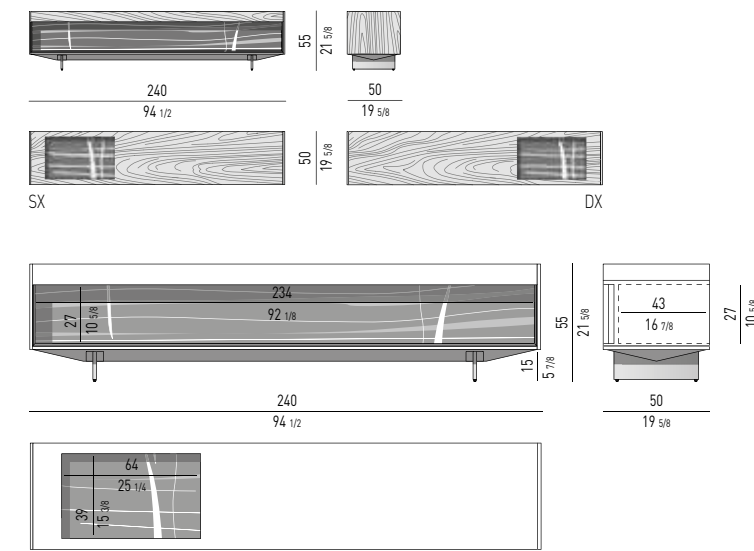
CONTENITORE ORIZZONTALE LIVING CON 2 ANTE | LIVING HORIZONTAL SIDEBOARD WITH 2 DOORS



CONTENITORE ORIZZONTALE LIVING CON 4 ANTE | LIVING HORIZONTAL SIDEBOARD WITH 4 DOORS




CONSOLLE LIVING/TV | LIVING/TV CONSOLE TABLE




STRUTTURA ESTERNA
EXTERNAL STRUCTURE

PALISSANDRO
PALISANDER



STRUTTURA INTERNA, CASSETTI E STRUTTURA CASSETTO PORTAPOSATE
INTERNAL STRUCTURE, DRAWERS AND CUTLERY DRAWER STRUCTURE

PALISSANDRO
PALISANDER




STRUTTURA ESTERNA
EXTERNAL STRUCTURE

ROVERE
OAK



STRUTTURA INTERNA, CASSETTI E STRUTTURA CASSETTO PORTAPOSATE
INTERNAL STRUCTURE, DRAWERS AND CUTLERY DRAWER STRUCTURE

ROVERE
OAK



GAMBE
LEGS

ALLUMINIO
ALUMINIUM




FONDO MANIGLIE
HANDLES PLATE

METALLO
METAL



VANO A GIORNO E FONDO VANO PORTAOGGETTI
OPEN COMPARTMENT AND BOTTOM OF THE TRAY INSERT

MARMO
MARBLE



RIPIANO INTERNO
INTERNAL SHELF

VETRO
GLASS




CASSETTO PORTAPOSATE | CUTLERY DRAWER

STRUTTURA
STRUCTURE

PALISSANDRO
PALISANDER




ROVERE
OAK



FONDO
BOTTOM

CUOIO
SADDLE-HIDE



DETTAGLI
DETAILS

METALLO
METAL

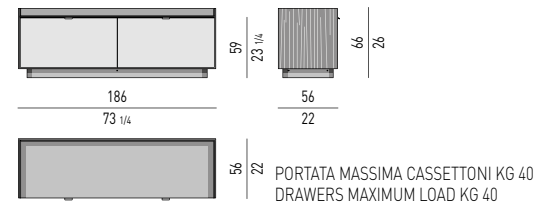


DARREN (UPDATE) RODOLFO DORDONI

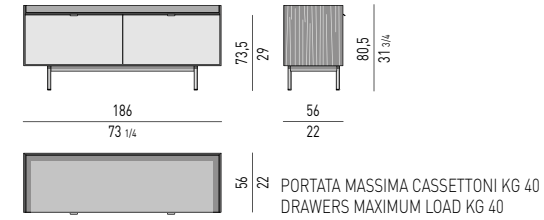
CONTENITORI DINING | DINING SIDEBOARDS

CONTENITORE ORIZZONTALE DINING CON 2 CASSETTONI | DINING HORIZONTAL SIDEBOARD WITH 2 DRAWERS

VERSIONE **BASE A TERRA** CM H8,5
FLOOR BASE VERSION CM H8,5



VERSIONE **LEGS** CM H23
LEGS VERSION CM H23



Nr. 1 cassetto **(A)** che scorre su guide a estrazione totale con chiusura Blumotion.
Portata massima per cassetto Kg 30;
Nr. 1 vassoio portaposate in cuoio color Moka dotato di divisori, riposto nel cassetto **(A)**.
Spazio utile interno cassetto
VANO **(B)** cm 30x37 H6

Nr. 1 drawer **(A)** that glide on fully extractable guides with Blumotion soft-close system.
Maximum load per drawer is 30 Kg;
Nr. 1 cutlery tray in Moka colour saddle-hide, with dividers, located in the **(A)** drawer.

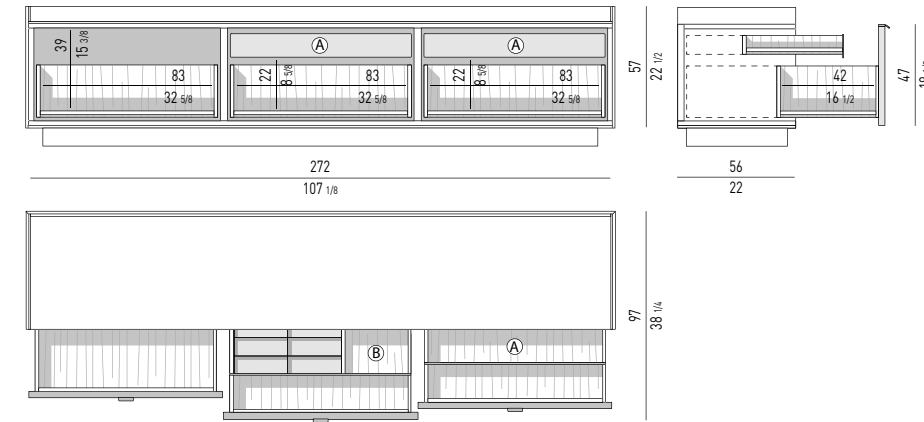
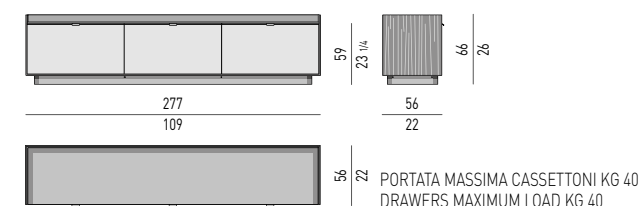
Drawer internal dimension
COMPARTMENT **(B)** 30x37 H6 cm

1	
2	2
2	2
2	2

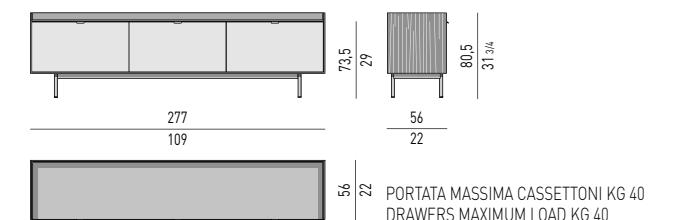
VASSOIO PORTAPOSATE
CUTLERY TRAY CM 51X34,5 H3,5
Scoperto / section 1: cm 50X7,5 H2,7
Scoperto / section 2: cm 24,5x8 H2,7

CONTENITORE ORIZZONTALE DINING CON 3 CASSETTONI | DINING HORIZONTAL SIDEBOARD WITH 3 DRAWERS

VERSIONE **BASE A TERRA** CM H8,5
FLOOR BASE VERSION CM H8,5



VERSIONE **LEGS** CM H23
LEGS VERSION CM H23



Nr. 2 cassetti **(A)** che scorrono su guide ad estrazione totale con chiusura Blumotion.
Portata massima per cassetto Kg 30;
Nr. 1 vassoio portaposate in cuoio color Moka dotato di divisori, riposto nel cassetto sinistro **(A)**.

Spazio utile interno cassetti
VANO **(B)** cm 30x37 H6

Nr. 2 drawers **(A)** that glide on fully extractable guides with Blumotion soft-close system.
Maximum load per drawer is 30 Kg;
Nr. 1 cutlery tray in Moka colour saddle-hide, with dividers, located in the left **(A)** drawer.

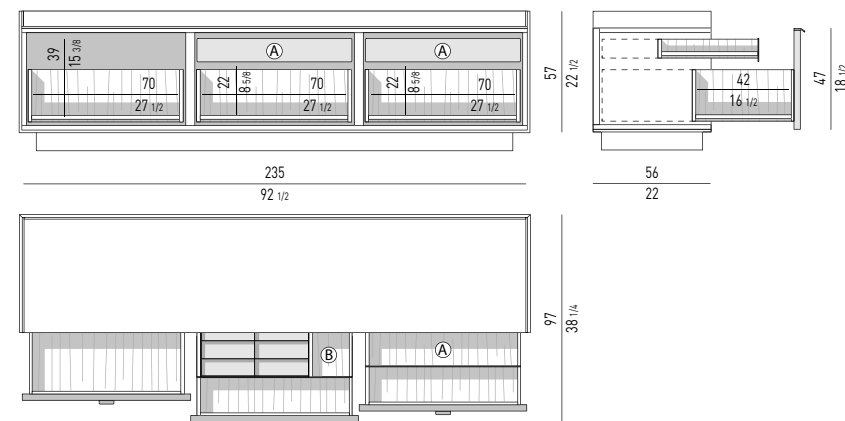
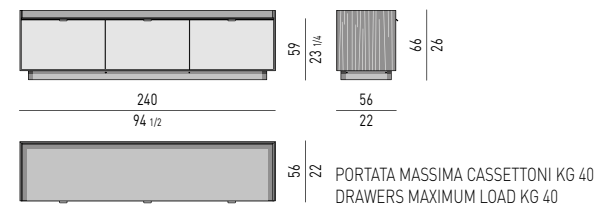
Drawers internal dimension
COMPARTMENT **(B)** 30x37 H6 cm

1	
2	2
2	2
2	2

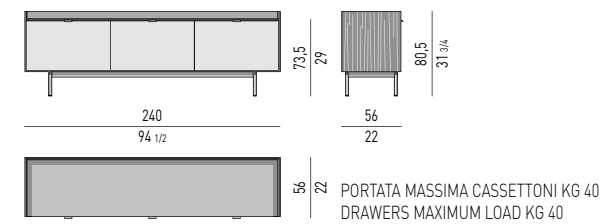
VASSOIO PORTAPOSATE
CUTLERY TRAY CM 51X34,5 H3,5
Scoperto / section 1: cm 50X7,5 H2,7
Scoperto / section 2: cm 24,5x8 H2,7

CONTENITORE ORIZZONTALE DINING CON 3 CASSETTONI | DINING HORIZONTAL SIDEBOARD WITH 3 DRAWERS

VERSIONE **BASE A TERRA** CM H8,5
FLOOR BASE VERSION CM H8,5



VERSIONE **LEGS** CM H23
LEGS VERSION CM H23



Nr. 2 cassetti **(A)** che scorrono su guide a estrazione totale con chiusura Blumotion.
Portata massima per cassetto Kg 30;
Nr. 1 vassoio portaposate in cuoio color Moka dotato di divisori, riposto nel cassetto sinistro **(A)**.
Spazio utile interno cassetti
VANO **(B)** cm 17x37 H6

Nr. 2 drawers **(A)** that glide on fully extractable guides with Blumotion soft-close system.
Maximum load per drawer is 30 Kg;
Nr. 1 cutlery tray in Moka colour saddle-hide, with dividers, located in the **(A)** left drawer.

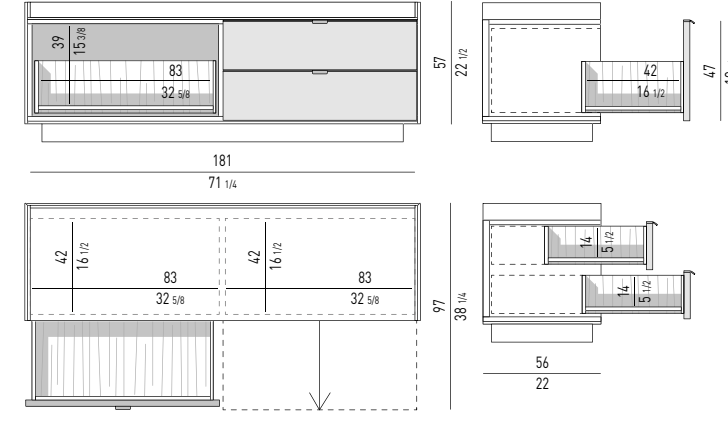
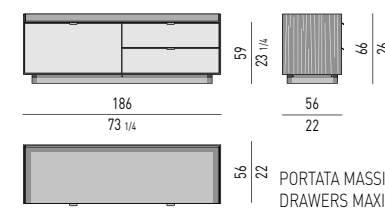
Drawers internal dimension
COMPARTMENT **(B)** 17x37 H6 cm

1	
2	2
2	2
2	2

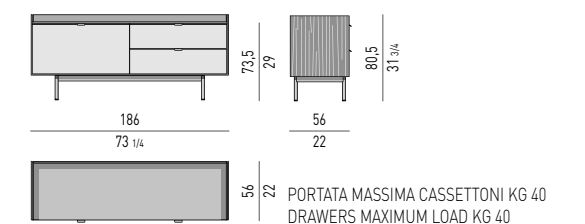
VASSOIO PORTAPOSATE
CUTLERY TRAY CM 51X34,5 H3,5
Scoperto / section 1: cm 50X7,5 H2,7
Scoperto / section 2: cm 24,5x8 H2,7

CONTENITORE ORIZZONTALE DINING CON 1 CASSETTONE E 2 CASSETTI | DINING HORIZONTAL SIDEBOARD WITH 1 LARGE DRAWER AND 2 SMALL DRAWERS

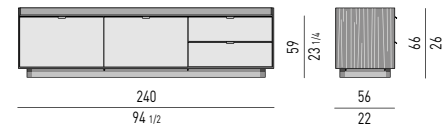
VERSIONE **BASE A TERRA** CM H8,5
FLOOR BASE VERSION CM H8,5

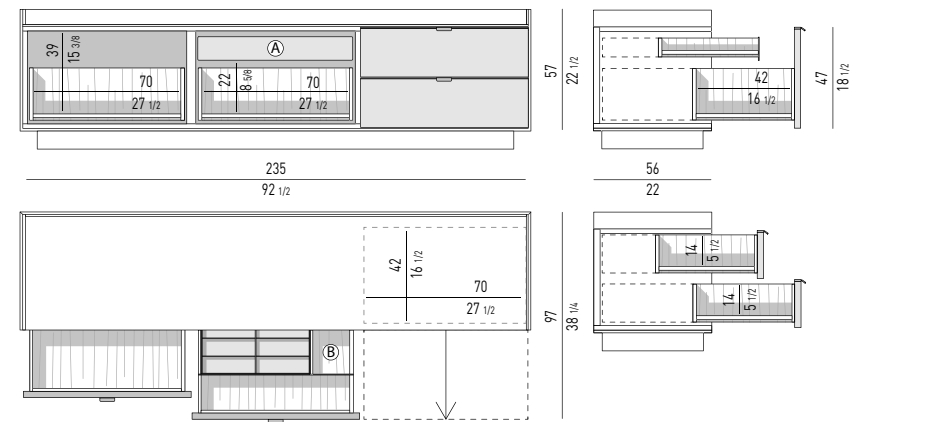
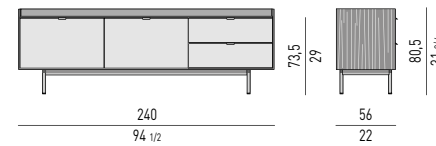


VERSIONE **LEGS** CM H23
LEGS VERSION CM H23



CONTENITORE ORIZZONTALE DINING CON 2 CASSETTONI E 2 CASSETTI | DINING HORIZONTAL SIDEBOARD WITH 2 LARGE DRAWERS AND 2 SMALL DRAWERS

VERSIONE BASE A TERRA CM H8,5
FLOOR BASE VERSION CM H8,5

 PORTATA MASSIMA CASSETTONI KG 40
DRAWERS MAXIMUM LOAD KG 40
VERSIONE LEGS CM H23
LEGS VERSION CM H23

 PORTATA MASSIMA CASSETTONI KG 40
DRAWERS MAXIMUM LOAD KG 40

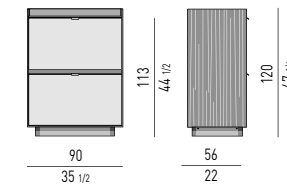
Nr. 1 cassetto **(A)** che scorre su guide a estrazione totale con chiusura Blumotion.
Portata massima per cassetto Kg 30;
Nr. 1 vassoio portaposate in cuoio color Moka dotato di divisori, riposto nel cassetto sinistro **(A)**.
Spazio utile interno cassetto
VANO **(B)** cm 17x37 H6

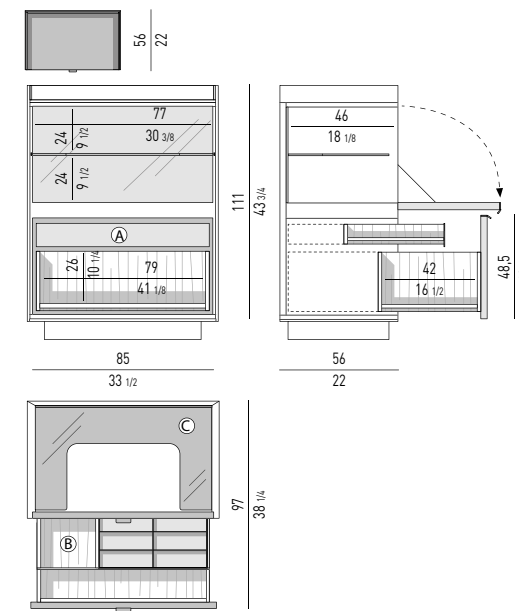
Nr. 1 drawer **(A)** that glide on fully extractable guides with Blumotion soft-close system.
Maximum load per drawer is 30 Kg;
Nr. 1 cutlery tray in Moka colour saddle-hide, with dividers, located in the **(A)** left drawer.
Drawer internal dimension
COMPARTMENT **(B)** 17x37 H6 cm

1
2
2
2

VASSOIO PORTAPOSATE
CUTLERY TRAY CM 51X34,5 H3,5
Scompato / section 1: cm 50X7,5 H2,7
Scompato / section 2: cm 24,5x8 H2,7

CONTENITORE VERTICALE DINING CON 1 ANTA A RIBALTA E 1 CASSETTONE | DINING VERTICAL CABINET WITH 1 FLAP DOOR AND 1 DRAWER



 PORTATA MASSIMA CASSETTONE KG 40
DRAWER MAXIMUM LOAD KG 40


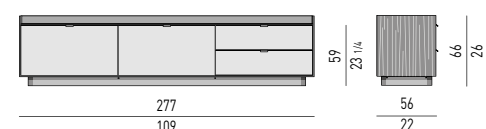
Nr. 1 ripiano **(C)** in vetro bronzato, spessore mm 10;
Nr. 1 cassetto **(A)** che scorre su guide a estrazione totale con chiusura Blumotion.
Portata massima cassetto Kg 30;
Nr. 1 vassoio portaposate in cuoio color Moka dotato di divisori, riposto nel cassetto **(A)**.
Spazio utile interno cassetto
VANO **(B)**: cm 53x36 H6
Lo schienale del vano con anta a ribalta è provvisto di una lastra specchio Grigio fumè.

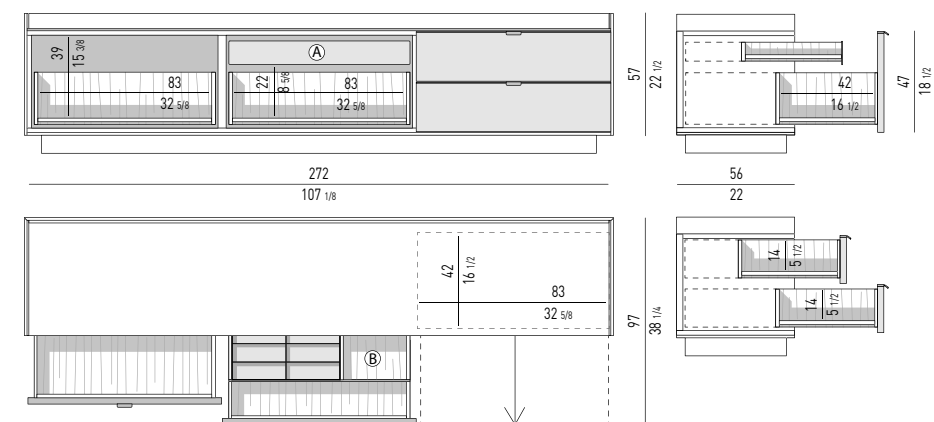
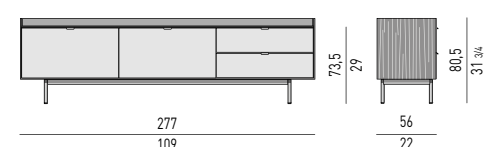
Nr. 1 bronzed glass shelf **(C)**, 10 mm thick;
Nr. 1 drawer **(A)** that glides on fully extractable guides with Blumotion soft-close system.
Maximum load of the drawer is 30 Kg;
Nr. 1 cutlery tray in Moka colour saddle-hide, with dividers, located in drawer **(A)**.
Drawer internal dimension
COMPARTMENT **(B)**: cm 53x36 H6
The back of the section with drop-down door provided with a Smoked Grey mirror sheet.

1
2
2
2

VASSOIO PORTAPOSATE | CUTLERY TRAY CM 51X34,5 H3,5
Scompato / section 1: cm 50X7,5 H2,7
Scompato / section 2: cm 24,5x8 H2,7

CONTENITORE ORIZZONTALE DINING CON 2 CASSETTONI E 2 CASSETTI | DINING HORIZONTAL SIDEBOARD WITH 2 LARGE DRAWERS AND 2 SMALL DRAWERS

VERSIONE BASE A TERRA CM H8,5
FLOOR BASE VERSION CM H8,5

 PORTATA MASSIMA CASSETTONI KG 40
DRAWERS MAXIMUM LOAD KG 40
VERSIONE LEGS CM H23
LEGS VERSION CM H23

 PORTATA MASSIMA CASSETTONI KG 40
DRAWERS MAXIMUM LOAD KG 40

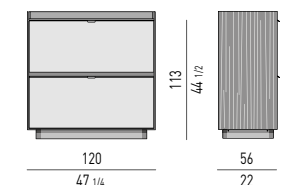
Nr. 1 cassetto **(A)** che scorre su guide a estrazione totale con chiusura Blumotion.
Portata massima per cassetto Kg 30;
Nr. 1 vassoio portaposate in cuoio color Moka dotato di divisori, riposto nel cassetto **(A)**.
Spazio utile interno cassetto
VANO **(B)** cm 30x37 H6

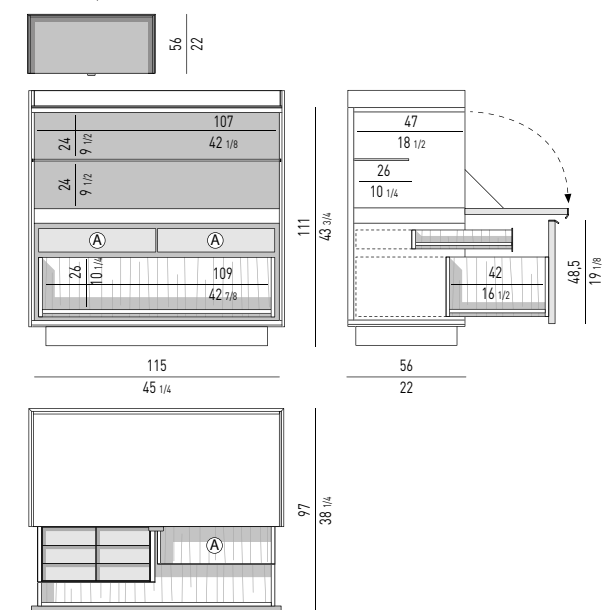
Nr. 1 drawer **(A)** that glide on fully extractable guides with Blumotion soft-close system.
Maximum load per drawer is 30 Kg;
Nr. 1 cutlery tray in Moka colour saddle-hide, with dividers, located in the **(A)** drawer.
Drawer internal dimension
COMPARTMENT **(B)** 30x37 H6 cm

1
2
2
2

VASSOIO PORTAPOSATE
CUTLERY TRAY CM 51X34,5 H3,5
Scompato / section 1: cm 50X7,5 H2,7
Scompato / section 2: cm 24,5x8 H2,7

CONTENITORE BAR CON 1 ANTA A RIBALTA E 1 CASSETTONE | BAR CABINET WITH 1 FLAP DOOR AND 1 DRAWER



 PORTATA MASSIMA CASSETTONE KG 40
DRAWER MAXIMUM LOAD KG 40


Nr. 1 ripiano in vetro trasparente, spessore mm 10;
Nr. 2 cassetti **(A)** che scorrono su guide a estrazione totale con chiusura Blumotion.
Portata massima per cassetto Kg 30;
Nr. 1 vassoio portaposate in cuoio color Moka dotato di divisori, riposto nel cassetto sinistro **(A)**.
Spazio utile interno cassetto
(A) cm 53x36 H6

Nr. 1 transparent glass shelf, 10 mm thick;
Nr. 2 drawers **(A)** that glide on fully extractable guides with Blumotion soft-close system.
Maximum load per drawer is 30 Kg.
Nr. 1 cutlery tray in Moka colour saddle-hide, with dividers, located in the **(A)** left drawer.
Drawer internal dimension
(A) 53x36 H6 cm

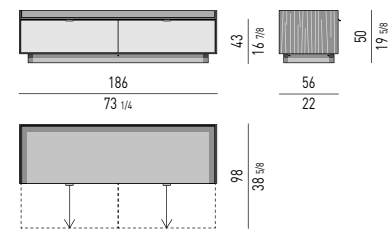
1
2
2
2

VASSOIO PORTAPOSATE | CUTLERY TRAY CM 51X34,5 H3,5
Scompato / section 1: cm 50X7,5 H2,7
Scompato / section 2: cm 24,5x8 H2,7

CONTENITORI LIVING | LIVING SIDEBOARDS

CONTENITORE ORIZZONTALE LIVING CON 2 CASSETTONI LIVING HORIZONTAL SIDEBOARD WITH 2 DRAWERS

VERSIONE **BASE A TERRA** CM H8,5
FLOOR BASE VERSION CM H8,5



Nr. 2 cassetti che scorrono su guide a estrazione totale con chiusura Blumotion.
Portata massima per cassetto Kg 40.

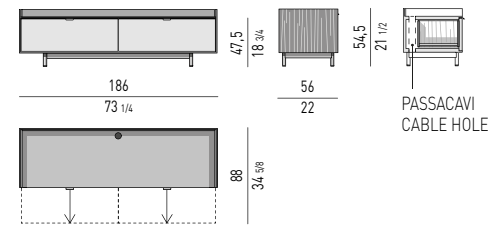
Spazio utile interno cassetti
cm 83x42 H22

Nr. 2 drawers that glide on fully extractable guides with Blumotion soft-close system.
Maximum load per drawer is 40 kg.

Drawers internal dimension
83x42 H22 cm

CONTENITORE ORIZZONTALE LIVING/TV CON 2 CASSETTONI LIVING/TV HORIZONTAL SIDEBOARD WITH 2 DRAWERS

VERSIONE **LEGS** CM H13
LEGS VERSION CM H13



Nr. 2 cassetti che scorrono su guide a estrazione totale con chiusura Blumotion.
Portata massima per cassetto Kg 40.

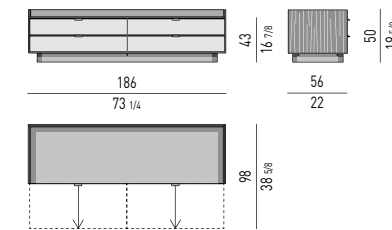
Spazio utile interno cassetti
cm 83x32 H22

Nr. 2 drawers that glide on fully extractable guides with Blumotion soft-close system.
Maximum load per drawer is 40 kg.

Drawers internal dimension
83x32 H22 cm

CONTENITORE ORIZZONTALE LIVING CON 4 CASSETTI LIVING HORIZONTAL SIDEBOARD WITH 4 DRAWERS

VERSIONE **BASE A TERRA** CM H8,5
FLOOR BASE VERSION CM H8,5



Nr. 4 cassetti che scorrono su guide a estrazione totale con chiusura Blumotion.
Portata massima per cassetto Kg 40.

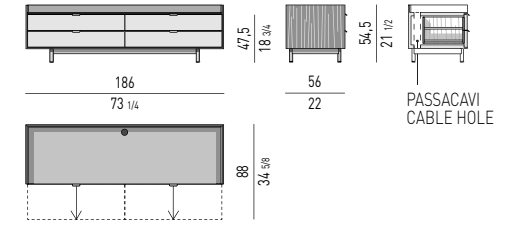
Spazio utile interno cassetti
cm 83x42 H14

Nr. 4 drawers that glide on fully extractable guides with Blumotion soft-close system.
Maximum load per drawer is 40 kg.

Drawers internal dimension
83x42 H14 cm

CONTENITORE ORIZZONTALE LIVING/TV CON 4 CASSETTI LIVING/TV HORIZONTAL SIDEBOARD WITH 4 DRAWERS

VERSIONE **LEGS** CM H13
LEGS VERSION CM H13



Nr. 4 cassetti che scorrono su guide a estrazione totale con chiusura Blumotion.
Portata massima per cassetto Kg 40.

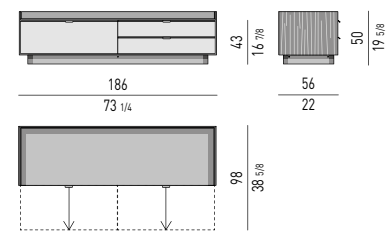
Spazio utile interno cassetti
cm 83x32 H14

Nr. 4 drawers that glide on fully extractable guides with Blumotion soft-close system.
Maximum load per drawer is 40 kg.

Drawers internal dimension
83x32 H14 cm

CONTENITORE ORIZZONTALE LIVING CON 1 CASSETTONE E 2 CASSETTI LIVING HORIZONTAL SIDEBOARD WITH 1 LARGE DRAWER AND 2 SMALL DRAWERS

VERSIONE **BASE A TERRA** CM H8,5
FLOOR BASE VERSION CM H8,5



Nr. 3 cassetti che scorrono su guide a estrazione totale con chiusura Blumotion.
Portata massima per cassetto Kg 40.

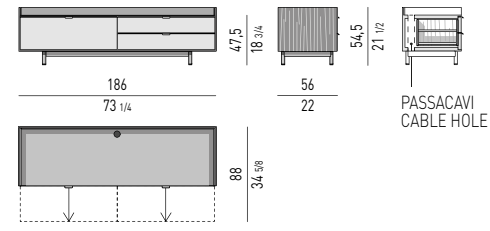
Spazio utile interno cassetti
Cassettone: cm 83x42 H22
Cassetti: cm 83x42 H14

Nr. 3 drawers that glide on fully extractable guides with Blumotion soft-close system.
Maximum load per drawer is 40 kg.

Drawers internal dimension
Large drawer: 83x42 H22 cm
Small drawers: 83x42 H14 cm

CONTENITORE ORIZZONTALE LIVING/TV CON 1 CASSETTONE E 2 CASSETTI LIVING/TV HORIZONTAL SIDEBOARD WITH 1 LARGE DRAWER AND 2 SMALL DRAWERS

VERSIONE **LEGS** CM H13
LEGS VERSION CM H13



Nr. 3 cassetti che scorrono su guide a estrazione totale con chiusura Blumotion.
Portata massima cassetto Kg 40.

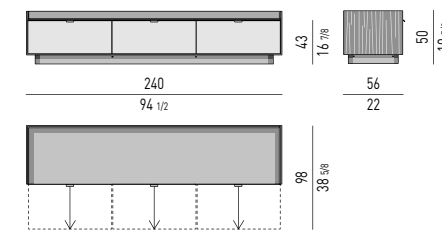
Spazio utile interno cassetti
Cassettone: cm 83x32 H22
Cassetti: cm 83x32 H14

Nr. 3 drawers that glide on fully extractable guides with Blumotion soft-close system.
Maximum load per drawer is 40 kg.

Drawers internal dimension
Large drawer: 83x32 H22 cm
Small drawers: 83x32 H14 cm

CONTENITORE ORIZZONTALE LIVING CON 3 CASSETTONI LIVING HORIZONTAL SIDEBOARD WITH 3 DRAWERS

VERSIONE **BASE A TERRA** CM H8,5
FLOOR BASE VERSION CM H8,5



Nr. 3 cassetti che scorrono su guide a estrazione totale con chiusura Blumotion.
Portata massima per cassetto Kg 40.

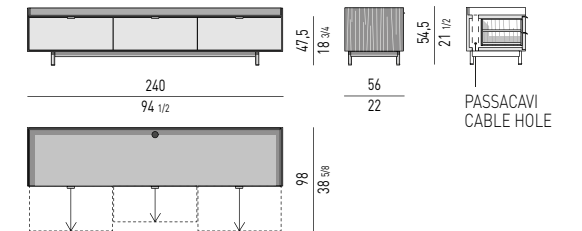
Spazio utile interno cassetti
cm 70x43 H22

Nr. 3 drawers that glide on fully extractable guides with Blumotion soft-close system.
Maximum load per drawer is 40 kg.

Drawers internal dimension
70x43 H22 cm

CONTENITORE ORIZZONTALE LIVING/TV CON 3 CASSETTONI LIVING/TV HORIZONTAL SIDEBOARD WITH 3 DRAWERS

VERSIONE **LEGS** CM H13
LEGS VERSION CM H13



Nr. 3 cassetti che scorrono su guide a estrazione totale con chiusura Blumotion.
Portata massima per cassetto Kg 40.

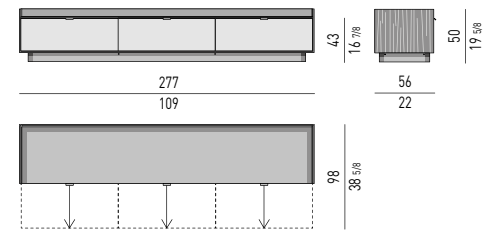
Spazio utile interno cassetti
Cassetti laterali: cm 70x43 H22
Cassetto centrale: cm 70x33 H22

Nr. 3 drawers that glide on fully extractable guides with Blumotion soft-close system.
Maximum load per drawer is 40 kg.

Drawers internal dimension
Lateral drawers: 70x43 H22 cm
Central drawer: 70x33 H22 cm

CONTENITORE ORIZZONTALE LIVING CON 3 CASSETTONI LIVING HORIZONTAL SIDEBOARD WITH 3 DRAWERS

VERSIONE **BASE A TERRA CM H8,5**
FLOOR BASE VERSION CM H8,5

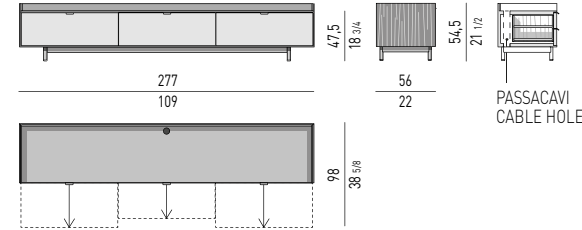


Nr. 3 cassetti che scorrono su guide a estrazione totale con chiusura Blumotion.
Portata massima per cassetto Kg 40.
Spazio utile interno cassetti
cm 83x42 H22

Nr. 3 drawers that glide on fully extractable guides with Blumotion soft-close system.
Maximum load per drawer is 40 kg.
Drawers internal dimension
83x42 H22 cm

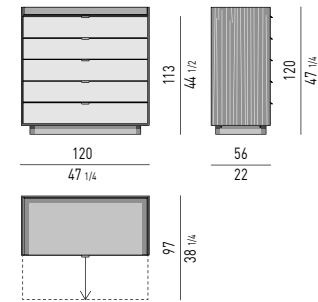
CONTENITORE ORIZZONTALE LIVING/TV CON 3 CASSETTONI LIVING/TV HORIZONTAL SIDEBOARD WITH 3 DRAWERS

VERSIONE **LEGS CM H13**
LEGS VERSION CM H13



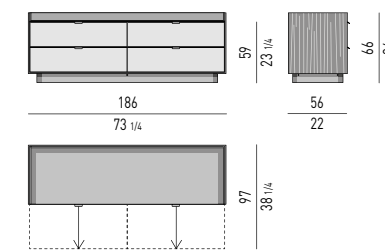
Nr. 3 cassetti che scorrono su guide a estrazione totale con chiusura Blumotion.
Portata massima per cassetto Kg 40.
Spazio utile interno cassetti
Cassetti laterali: cm 83x42 H22
Cassetto centrale: cm 83x32 H22

Nr. 3 drawers that glide on fully extractable guides with Blumotion soft-close system.
Maximum load per drawer is 40 kg.
Drawers internal dimension
Lateral drawers: 83x42 H22 cm
Central drawer: 83x32 H22 cm



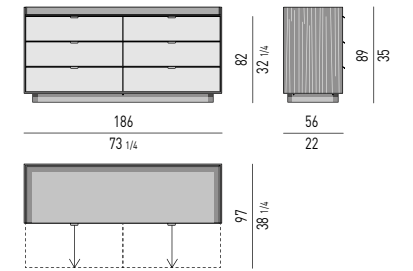
Nr. 5 cassetti che scorrono su guide a estrazione totale con chiusura Blumotion.
Portata massima per cassetto Kg 30.
Spazio utile interno cassetti
cm 109x42 H13

Nr. 5 drawers that glide on fully extractable guides with Blumotion soft-close system.
Maximum load per drawer is 30 Kg.
Drawers internal dimension
109x42 H13 cm



Nr. 4 cassetti che scorrono su guide a estrazione totale con chiusura Blumotion.
Portata massima per cassetto Kg 30.
Spazio utile interno cassetti
cm 83x42 H14

Nr. 4 drawers that glide on fully extractable guides with Blumotion soft-close system.
Maximum load per drawer is 30 Kg.
Drawers internal dimension
83x42 H14 cm

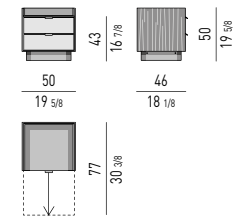


Nr. 6 cassetti che scorrono su guide a estrazione totale con chiusura Blumotion.
Portata massima cassetto Kg 30.
Spazio utile interno cassetti
cm 83x42 H14

Nr. 6 drawers that glide on fully extractable guides with Blumotion soft-close system.
Maximum load drawer is 30 Kg.
Drawers internal dimension
83x42 H14 cm

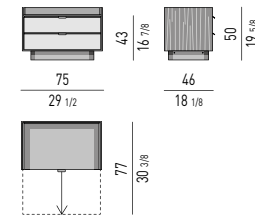
CONTENITORI NIGHT | NIGHT SIDEBOARDS

COMODINI | NIGHTSTANDS



Nr. 2 cassetti che scorrono su guide a estrazione totale con chiusura Blumotion.
Portata massima per cassetto Kg 30.
Spazio utile interno cassetti
cm 39x32 H6

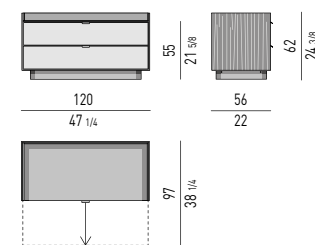
Nr. 2 drawers that glide on fully extractable guides with Blumotion soft-close system.
Maximum load per drawer is 30 kg.
Drawers internal dimension
39x32 H6 cm



Nr. 2 cassetti che scorrono su guide a estrazione totale con chiusura Blumotion.
Portata massima per cassetto Kg 30.
Spazio utile interno cassetti
cm 64x32 H6

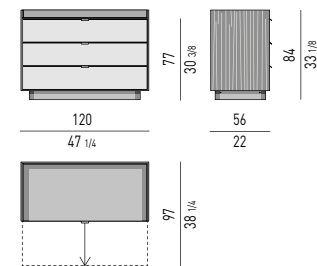
Nr. 2 drawers that glide on fully extractable guides with Blumotion soft-close system.
Maximum load per drawer is 30 kg.
Drawers internal dimension
64x32 H6 cm

CASSETTIERE | CHESTS OF DRAWERS



Nr. 2 cassetti che scorrono su guide a estrazione totale con chiusura Blumotion.
Portata massima per cassetto Kg 30.
Spazio utile interno cassetti
cm 109x42 H13

Nr. 2 drawers that glide on fully extractable guides with Blumotion soft-close system.
Maximum load per drawer is 30 kg.
Drawers internal dimension
109x42 H13 cm



Nr. 3 cassetti che scorrono su guide a estrazione totale con chiusura Blumotion.
Portata massima per cassetto Kg 30.
Spazio utile interno cassetti
cm 109x42 H13

Nr. 3 drawers that glide on fully extractable guides with Blumotion soft-close system.
Maximum load per drawer is 30 kg.
Drawers internal dimension
109x42 H13 cm

PIANO E VASSOIO
TOP AND TRAY
ALLUMINIO SATINATO
SATIN ALUMINIUM




BASE A TERRA E GAMBE
FLOOR BASE AND LEGS
METALLO SATINATO
SATIN METAL




VASSOIO PORTAPOSATE
CUTLERY TRAY
CUOIO
SADDLE-HIDE




STRUTTURA
STRUCTURE
FRASSINO
ASH



STRUTTURA CASSETTI
DRAWERS STRUCTURE
FRASSINO
ASH




RIPIANO INTERNO
INTERNAL SHELF
VETRO
GLASS



ANTE E FRONTALE CASSETTI ESTERNI
DOORS AND EXTERNAL DRAWERS

LACCATO LUCIDO
GLOSSY LACQUERED



NEW 2020 FINISHES

FRONTALE CASSETTI INTERNI E MANIGLIE
INTERNAL DRAWERS FRONT AND HANDLES
METALLO SATINATO
SATIN METAL

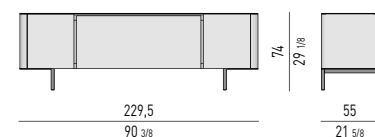


SCHIENALE
BACKREST
SPECCHIO
GLASS MIRROR

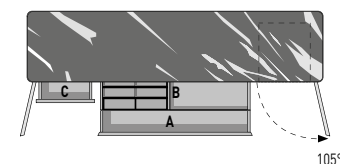
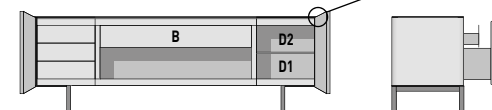
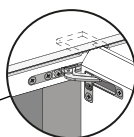


LOU 2020 CHRISTOPHE DELCOURT

CONTENITORE ORIZZONTALE DINING | DINING HORIZONTAL SIDEBOARD



PIANO MARMO STONE GREY
STONE GREY MARBLE TOP



Nr. 2 cassetti centrali **(A)** e **(B)** che scorrono su guide a estrazione totale con chiusura Blumotion.

Portata massima cassetto esterno **(A)** Kg 60.

Portata massima cassetto interno **(B)** Kg 45.

Spazio utile interno cassetti

Cassetto esterno **(A)** cm 109x41 H20,5

Cassetto interno **(B)** suddiviso in due scomparti:

- scomparto a destra rivestito in cuoio color Tabacco cm 56x42 H5,5;

- scomparto a sinistra accessorizzato con vassoio portaposate in cuoio color Tabacco cm 51x34,5 H3,5.

Nr. 3 cassetti laterali **(C)** che scorrono su guide a estrazione totale con chiusura Blumotion.

Portata massima cassetti Kg 45.

Spazio utile interno cassetti

cm 32,5x42 H9

Nr. 1 vano laterale destro, dotato di 1 ripiano in vetro trasparente, spessore mm 8.

Spazio utile interno

(D1) cm 40x46 H22

(D2) cm 40x46 H20

Nr. 2 central drawers **(A)** and **(B)** that glide on full-extension guides with Blumotion closure.

Maximum load of the external drawer **(A)** is 60 Kg.

Maximum load of the internal drawer **(B)** is 45 Kg.

Drawers internal dimension

External drawer **(A)** 109x41 H20,5 cm

Internal drawer **(B)** divided into two sections:

- right section covered with Tobacco coloured saddle-hide 56x42 H5,5 cm;

- left section accessorized with a cutlery tray in Tobacco coloured saddle-hide 51x34,5 H3,5 cm.

Nr. 3 lateral drawers **(C)** that glide on full-extension guides with Blumotion closure.

Maximum load of the drawers is 45 Kg.

Drawers internal dimension

32,5x42 H9 cm

Nr. 1 section on the left side, equipped with on transparent glass shelf, thickness 8 cm.

Useable internal space

(D1) 40x46 H22 cm

(D2) 40x46 H20 cm

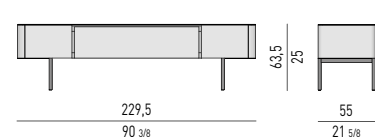
1	
2	2
2	2
2	2

VASSOIO PORTAPOSATE | CUTLERY TRAY CM 51X34,5 H3,5

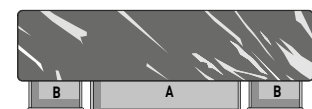
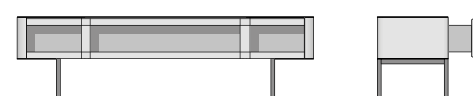
Scomparto / section 1: cm 50x7,5 H2,7

Scomparto / section 2: cm 24,5x8 H2,7

CONTENITORE ORIZZONTALE LIVING | LIVING HORIZONTAL SIDEBOARD



PIANO MARMO STONE GREY
STONE GREY MARBLE TOP



Nr. 3 cassetti **(A)** e **(B)** che scorrono su guide a estrazione totale con chiusura Blumotion.

Portata massima cassetti Kg 60.

Spazio utile interno cassetti

Cassetto centrale **(A)** cm 109x41 H16,5

Cassetti laterali **(B)** cm 37,5x41 H16,5

Nr. 3 drawers **(A)** and **(B)** that glide on full-extension guides with Blumotion closure.

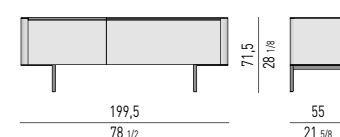
Maximum load of the drawers is 60 Kg.

Drawers internal dimension

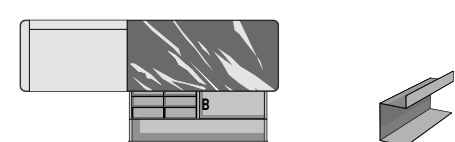
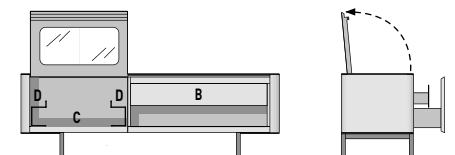
Central drawer **(A)** 109x41 H16,5 cm

Lateral drawers **(B)** 37,5x41 H16,5 cm

CONTENITORE BAR | BAR SIDEBOARD



PIANO MARMO STONE GREY
STONE GREY MARBLE TOP



(D)
PORTA BICCHIERI | GLASS HOLDER
cm 43x12 H21

Nr. 2 cassetti **(A)** e **(B)** che scorrono su guide a estrazione totale con chiusura Blumotion.

Portata massima cassetto esterno **(A)** Kg 60.

Portata massima cassetto interno **(B)** Kg 45.

Spazio utile interno cassetti

Cassetto esterno **(A)** cm 109x41 H20,5

Cassetto interno **(B)** suddiviso in due scomparti:

- scomparto a destra rivestito in cuoio color Tabacco cm 56x42 H5,5;

- scomparto a sinistra accessorizzato con vassoio portaposate in cuoio color Tabacco cm 51x34,5 H3,5.

Nr. 1 vano **(C)** con piano a ribalta nella cui superficie inferiore vi è parzialmente incassato uno specchio.

Il vano è rivestito al suo interno con una lastra in acciaio Mirror, ad esclusione dei fianchi che sono

nella medesima finitura della struttura.

Spazio utile interno

cm 75x47 H34

Nr. 2 portabicchieri in acciaio **(D)**, verniciati lucido color Peltro, estraibili, cm 43x12 H21.

Nr. 2 drawers **(A)** and **(B)** that glide on full-extension guides with Blumotion closure.

Maximum load of the external drawer **(A)** is 60 Kg.

Maximum load of the internal drawer **(B)** is 45 Kg.

Drawers internal dimension

External drawer **(A)** 109x41 H20,5 cm

Internal drawer **(B)** divided into two sections:

- right section covered with Tobacco coloured saddle-hide cm 56x42 H5,5;

- left section accessorized with a cutlery tray in Tobacco coloured saddle-hide 51x34,5 H3,5 cm.

Nr. 1 section **(C)** with flip-up top.

A partially-recessed mirror lines the bottom of the sideboard flip-up top bar compartment.

The interior elements of the compartment are finished with steel Mirror and the side panels

have the same finish as the structure.

Useable internal dimension

75x47 H34 cm

Nr. 2 glass holders made of steel **(D)**, varnished polished Pewter colour, pull out, 43x12 H21 cm.

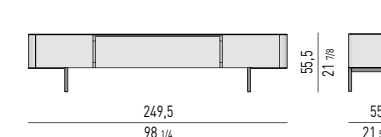
1	
2	2
2	2
2	2

VASSOIO PORTAPOSATE | CUTLERY TRAY CM 51X34,5 H3,5

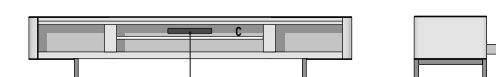
Scomparto / section 1: cm 50x7,5 H2,7

Scomparto / section 2: cm 24,5x8 H2,7

CONSOLLE LIVING/TV | LIVING/TV CONSOLE TABLE



PIANO MARMO STONE GREY
STONE GREY MARBLE TOP



PASSACAVI | CABLE HOLE



Nr. 3 cassetti **(A)** e **(B)** che scorrono su guide a estrazione totale con chiusura Blumotion.

Portata massima cassetti 60 Kg.

Spazio utile interno cassetti

Cassetto centrale **(A)** cm 109x41 H4,5

Cassetti laterali **(B)** cm 47,5x41 H16,5

Nr. 1 vano porta-lettore CD/DVD **(C)** dotato di foro passacavi.

Spazio utile interno

cm 113x49 H9,5

Nr. 3 drawers **(A)** and **(B)** that glide on full-extension guides with Blumotion closure.

Maximum load of the drawers is 60 Kg.

Drawers internal dimension

Central drawer **(A)** 109x41 H4,5 cm

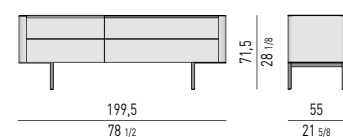
Lateral drawers **(B)** 47,5x41 H16,5 cm

Nr. 1 section to host a CD/DVD player **(C)**, complete with a cable hole.

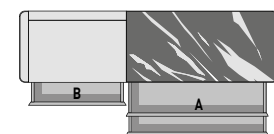
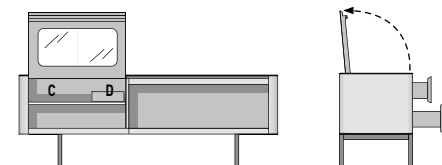
Internal dimension

113x49 H9,5 cm

CONTENITORE NIGHT | NIGHT SIDEBOARD



PIANO MARMO STONE GREY
STONE GREY MARBLE TOP



Nr. 3 cassetti **(A)** e **(B)** che scorrono su guide a estrazione totale con chiusura Blumotion.
Portata massima cassetti Kg 60.

Spazio utile interno cassetti

Cassetti a destra **(A)** cm 101x41 H9,5
Cassetto a sinistra **(B)** cm 71x41 H9,5

Nr. 1 vano **(C)** con piano a ribalta nella cui superficie inferiore vi è parzialmente incassato uno specchio.
Il vano è nella medesima finitura della struttura.

Il fondo del vano è rivestito in cuoio color Tabacco ed è comprensivo di vassoio porta oggetti **(D)**
in cuoio color Tabacco cm 25x46,5 H7.

Spazio utile interno

cm 75x47 H16,5

Nr. 3 drawers **(A)** and **(B)** that glide on full-extension guides with Blumotion closure.
Maximum load of the drawers is 60 Kg.

Drawers internal dimension

Drawers on the right **(A)** 101x41 H9,5 cm

Drawer on the left **(B)** 71x41 H9,5 cm

Nr. 1 section **(C)** with flip-up top. A partially-recessed mirror lines the bottom of the sideboard flip-up top compartment.
The compartment has the same finish as the structure.

The bottom of the compartment is lined in Tobacco colour saddle-hide and includes a jewellery tray **(D)**
in Tobacco colour saddle-hide, 25x46,5 H7 cm.

Useable internal dimension

75x47xH16,5 cm

VASSOIO PORTA OGGETTI | JEWELLERY TRAY CM 51X34,5 H3,5

Scomparto / section 1: cm 24x8 H6

Scomparto / section 2: cm 15x9 H6

Scomparto / section 3: cm 7,5x15 H6

Scomparto / section 4: cm 15x18 H6

SCHIENALE, FRONTALI ANTE E CASSETTI
BACKREST, DOORS AND DRAWERS FRONT
LACCATO LUCIDO
GLOSSY LACQUERED




FIANCHI E STRUTTURA CASSETTI
SIDES AND DRAWERS STRUCTURE
LACCATO OPACO
MATT LACQUERED



PIANO
TOP
MARMO
MARBLE



GAMBE
LEGS
METALLO
METAL



RIPIANO INTERNO
INTERNAL SHELF
VETRO
GLASS



VASSOIO PORTAPOSATE E
FONDO CASSETTO INTERNO
CUTLERY TRAY
AND INTERNAL BOTTOM DRAWER
CUOIO
SADDLE-HIDE



CONTENITORE "BAR" | "BAR" SIDEBOARD


INTERNO VANO CON PIANO A RIBALTA
FLIP-UP TOP INTERNAL COMPARTMENT
ACCIAIO
STEEL



FIANCHI VANO INTERNO
INTERNAL COMPARTMENT SIDES
LACCATO OPACO
MATT LACQUERED




PORTA BICCHIERI
GLASS HOLDER
METALLO LUCIDO
POLISHED METAL



CONTENITORE "NIGHT" | "NIGHT" SIDEBOARD

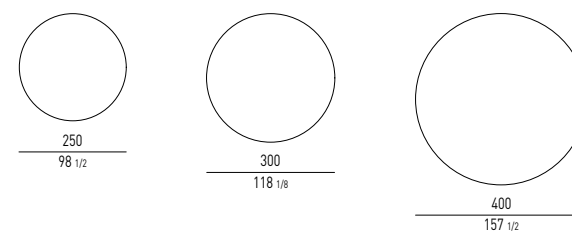
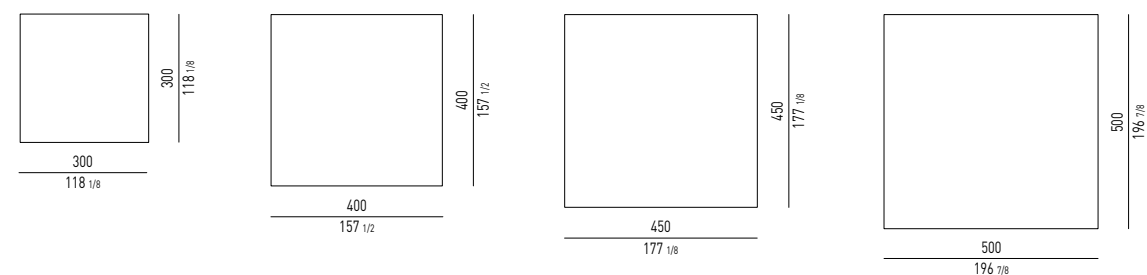
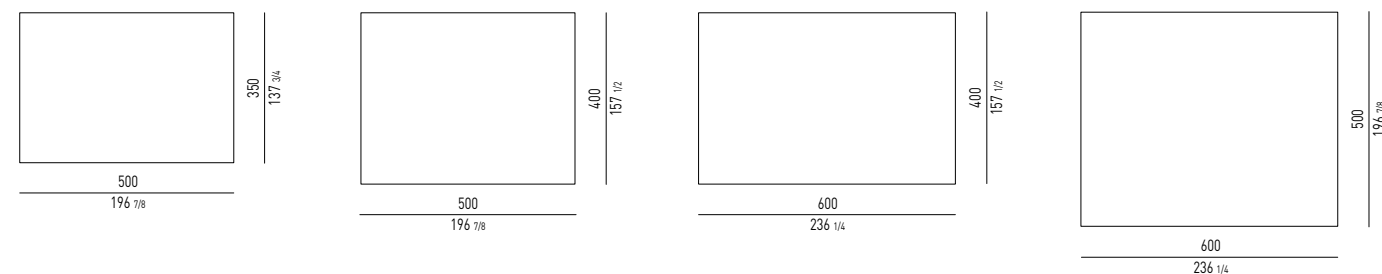
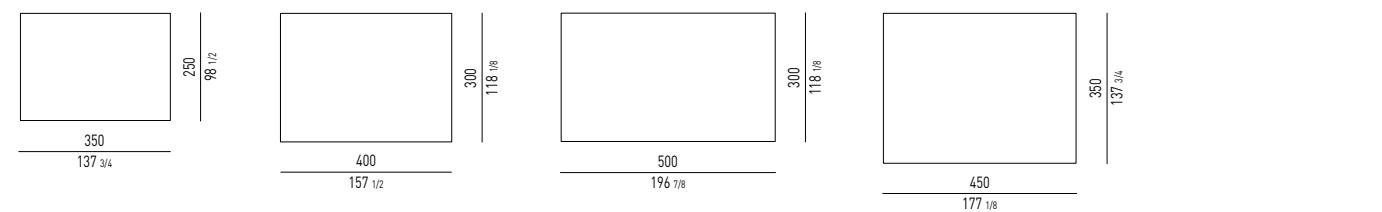
FIANCHI VANO INTERNO
INTERNAL COMPARTMENT SIDES
LACCATO OPACO
MATT LACQUERED




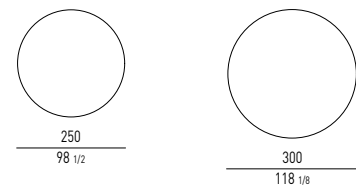
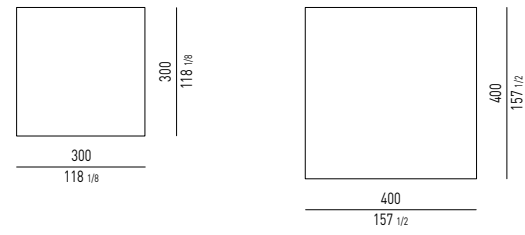
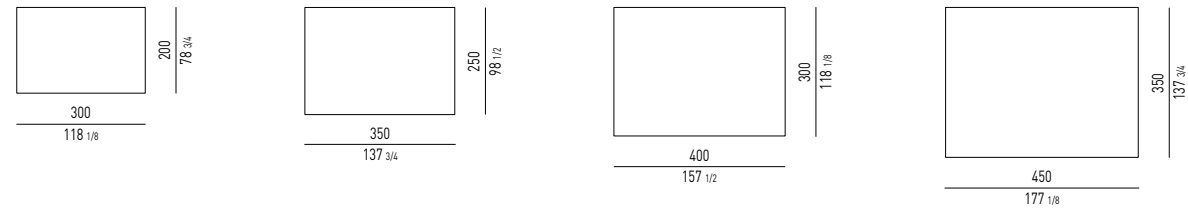
VASSOIO PORTA OGGETTI E FONDO VANO
JEWELLERY TRAY AND BOTTOM COMPARTMENT
CUOIO
SADDLE-HIDE




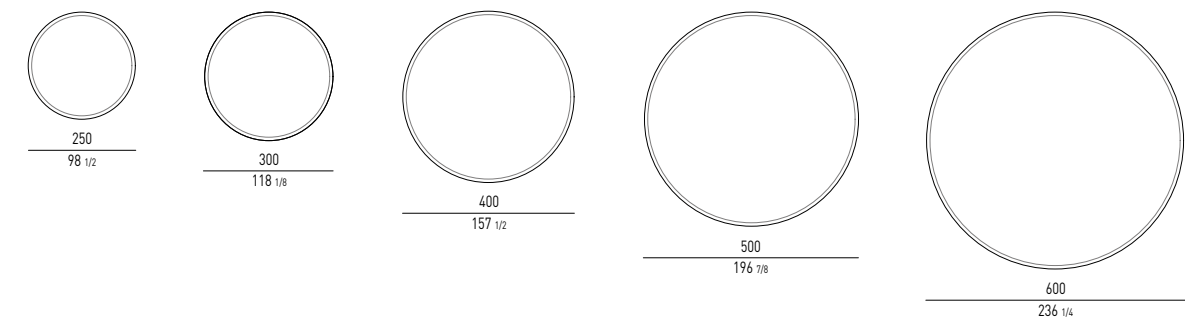
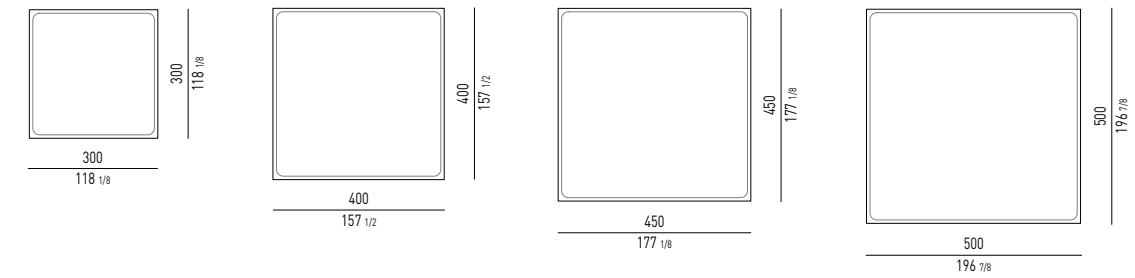
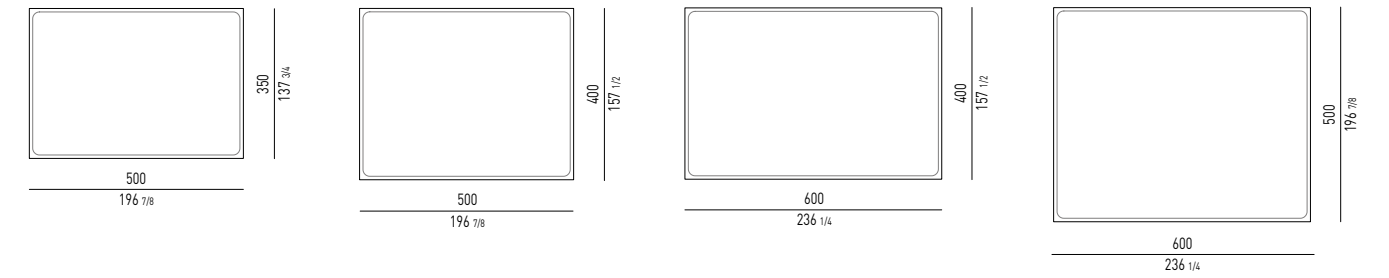
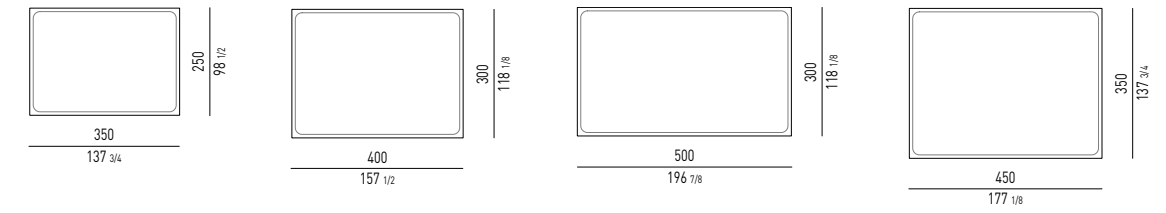
OSAKA MINOTTI STUDIO



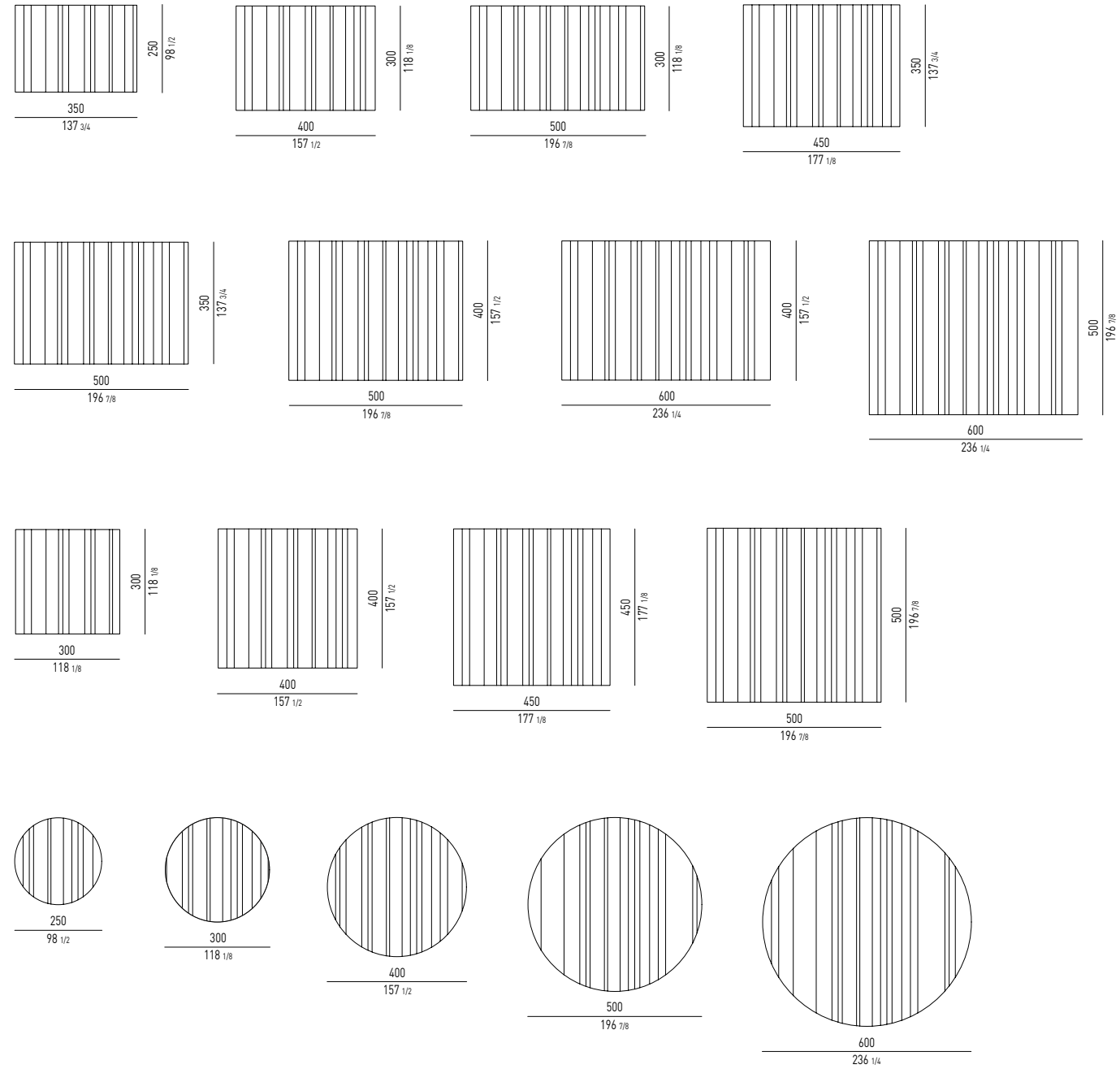
ALPS MINOTTI STUDIO



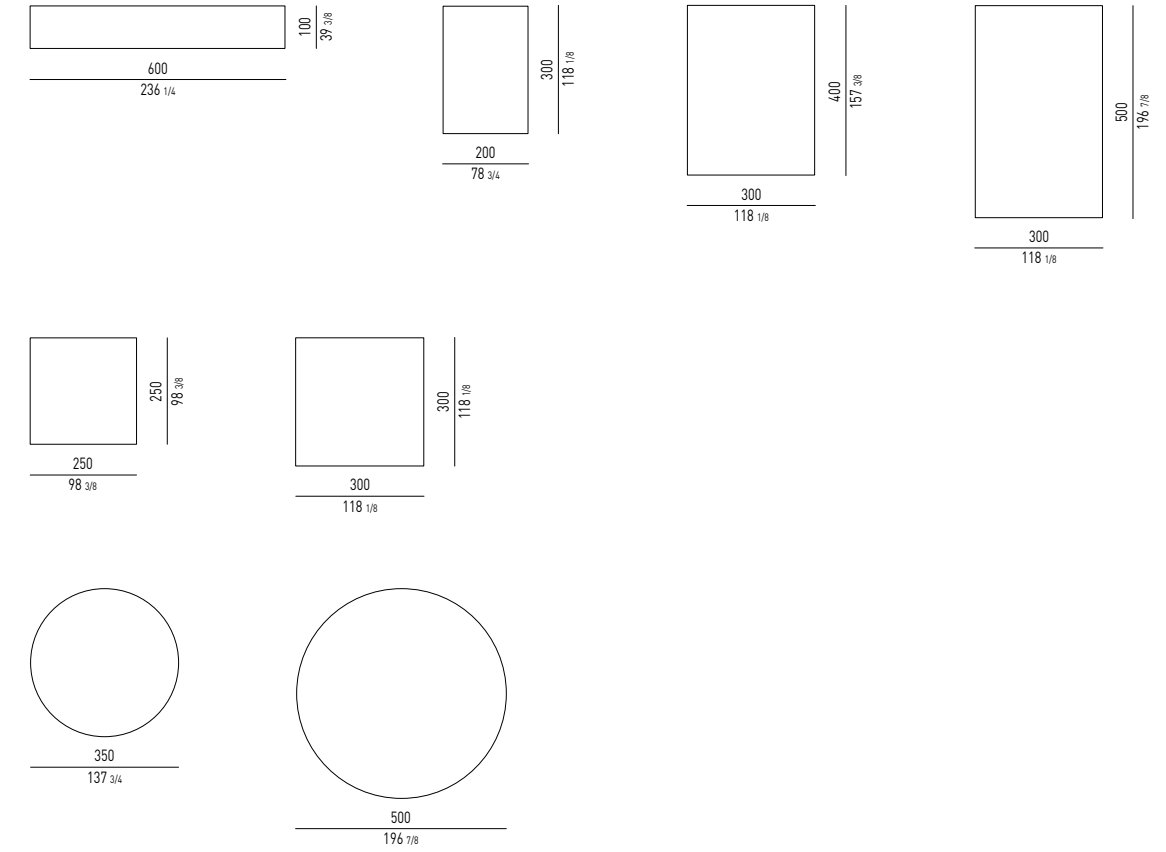
OUTLINE MINOTTI STUDIO



DIBBETS BARCODE MINOTTI STUDIO



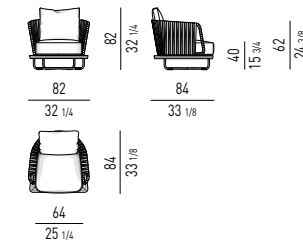
DIBBETS (UPDATE) RODOLFO DORDONI



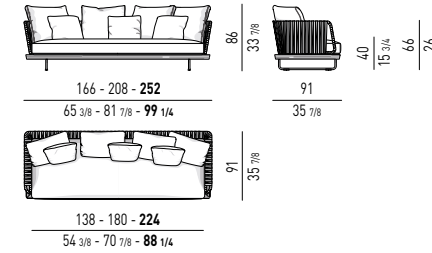
NEW 2020 COLOURS

SUNRAY RODOLFO DORDONI

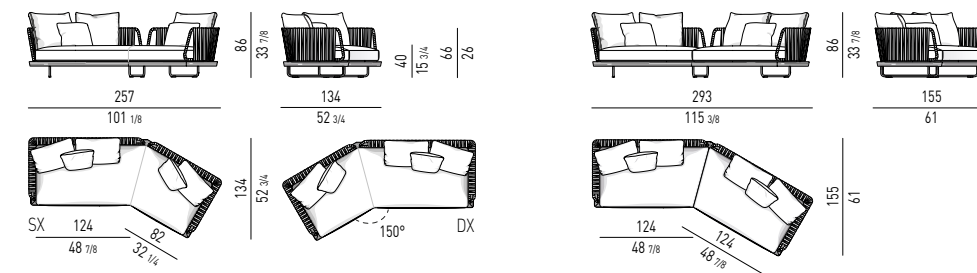
POLTRONA | ARMCHAIR



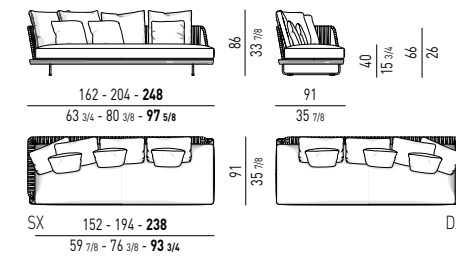
DIVANI | SOFAS



DIVANI INCLINATI | INCLINED SOFAS

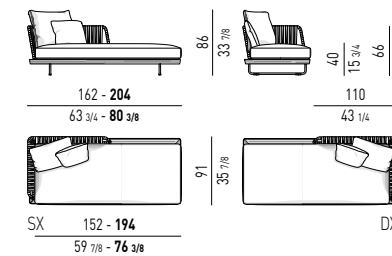


ELEMENTI TERMINALI | ELEMENTS WITH 1 ARMREST

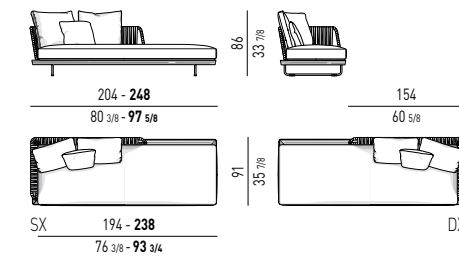


ELEMENTI TERMINALI PENISOLA | OPEN-END ELEMENTS WITH 1 ARMREST

ELEMENTO TERMINALE PENISOLA CM 162 - 204 - SCHIENALE CM 110
OPEN-END ELEMENT WITH 1 ARMREST CM 162 - 204 - BACKREST CM 110



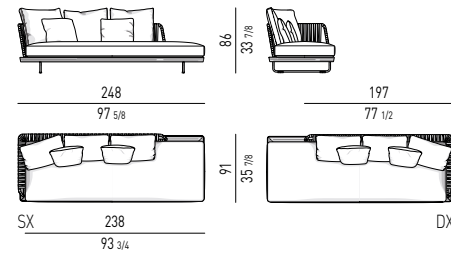
ELEMENTO TERMINALE PENISOLA CM 204 - 248 - SCHIENALE CM 154
OPEN-END ELEMENT WITH 1 ARMREST CM 204 - 248 - BACKREST CM 154



TECHNICAL DATA

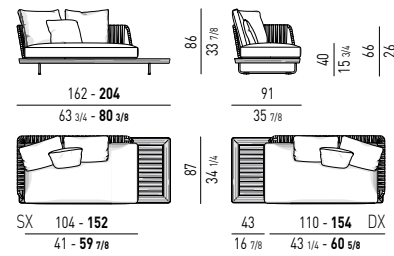
OUTDOOR COLLECTION

ELEMENTO TERMINALE PENISOLA CM 248 - SCHIENALE CM 197
OPEN-END ELEMENT WITH 1 ARMREST CM 248 - BACKREST CM 197

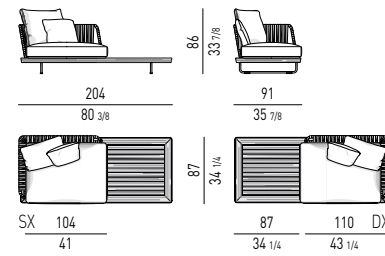


ELEMENTI TERMINALI CON TOP | ELEMENTS WITH 1 ARMREST AND TOP

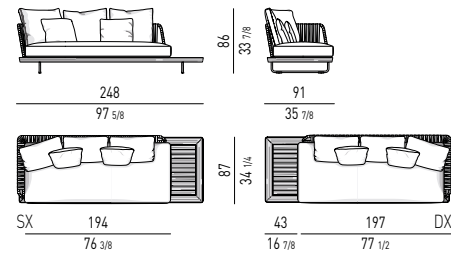
ELEMENTO TERMINALE CON TOP SMALL CM 162 - 204
ELEMENT WITH 1 ARMREST AND TOP SMALL CM 162 - 204



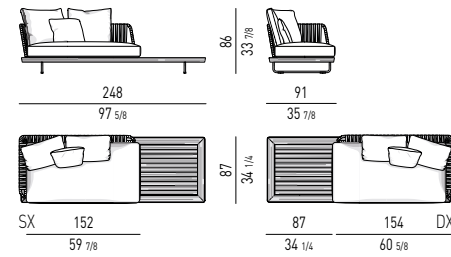
ELEMENTO TERMINALE CON TOP LARGE CM 204
ELEMENT WITH 1 ARMREST AND TOP LARGE CM 204



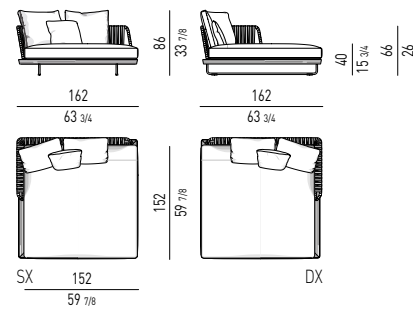
ELEMENTO TERMINALE CON TOP SMALL CM 248
ELEMENT WITH 1 ARMREST AND TOP SMALL CM 248



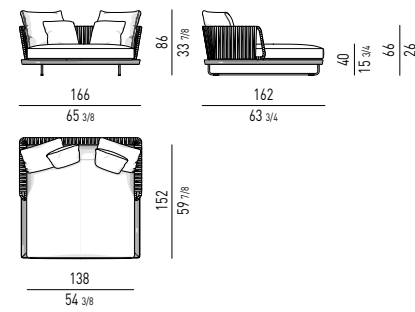
ELEMENTO TERMINALE CON TOP LARGE CM 248
ELEMENT WITH 1 ARMREST AND TOP LARGE CM 248



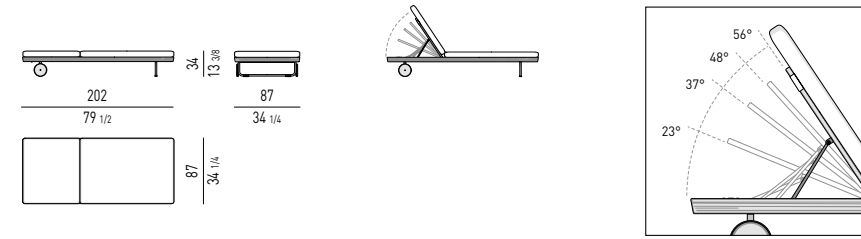
CHAISE-LONGUE



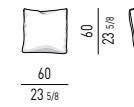
LOVESEAT



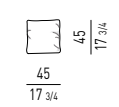
DAYBED CON SCHIENALE RECLINABILE | DAYBED WITH RECLINING BACKREST



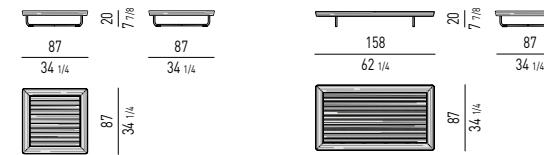
CUSCINO SCHIENALE OPTIONAL | OPTIONAL BACKREST CUSHION



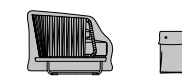
CUSCINO OPTIONAL | OPTIONAL CUSHION



TAVOLINI | COFFEE TABLES



OPTIONAL RAIN COVER



Disponibile per ogni elemento
Available for each element

STRUTTURA E GAMBE
STRUCTURE AND LEGS

ACCIAIO
STEEL




RIVESTIMENTO STRUTTURA
STRUCTURE COVER

FILATO IN POLIPROPILENE
POLYPROPYLENE FIBER



BASE
BASE


LEGNO
WOOD



TAVOLINI | COFFEE TABLES

PIANO
TOP

LEGNO
WOOD

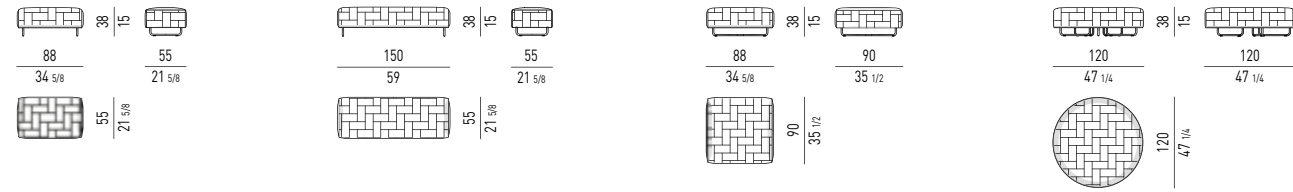


GAMBE
LEGS

ACCIAIO
STEEL



SUNRAY LUKE RODOLFO DORDONI



OPTIONAL RAIN COVER

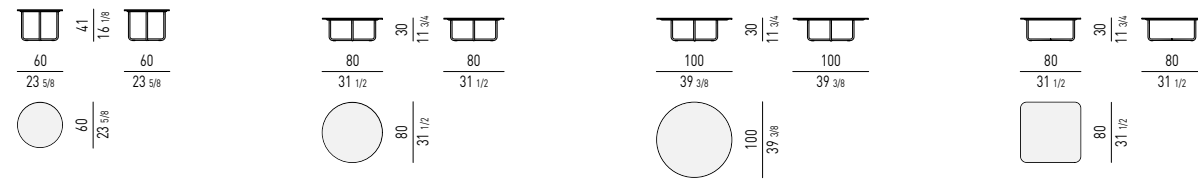


Disponibile per ogni elemento
Available for each element

BASE
BASE
ACCIAIO
STEEL



SUNRAY MEG RODOLFO DORDONI



OPTIONAL RAIN COVER



Disponibile per ogni elemento
Available for each element

PIANO
TOP
LACCATO LUCIDO
GLOSSY LACQUERED

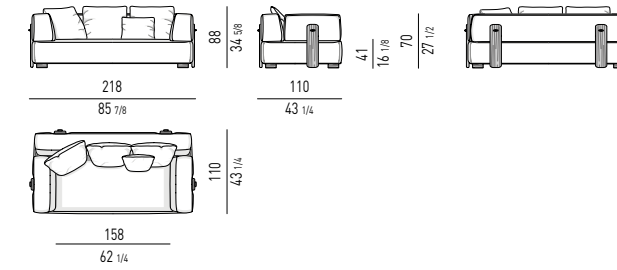


BASE
BASE
ALLUMINIO
ALUMINIUM

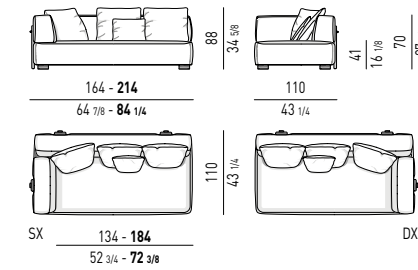


FLORIDA (UPDATE) RODOLFO DORDONI

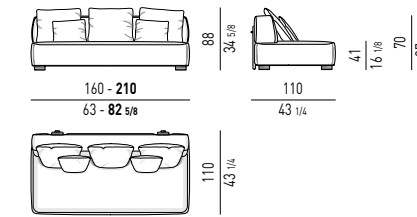
DIVANO | SOFA



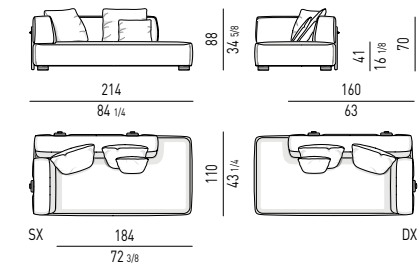
ELEMENTI TERMINALI | ELEMENTS WITH 1 ARMREST



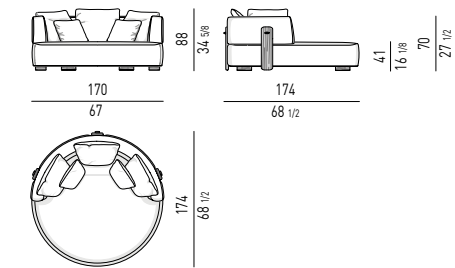
ELEMENTI CENTRALI | CENTRAL ELEMENTS



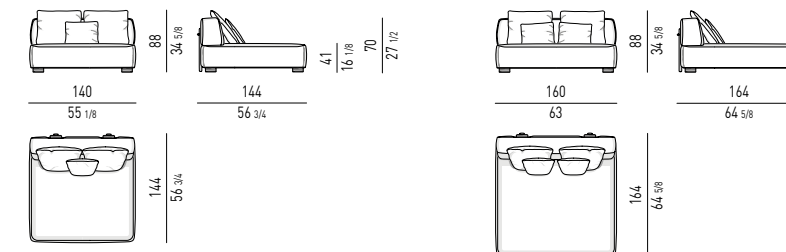
ELEMENTO TERMINALE PENISOLA | OPEN-END ELEMENT WITH 1 ARMREST



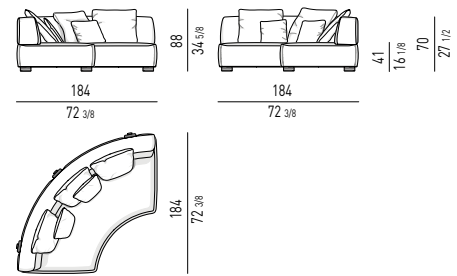
LOVESEAT



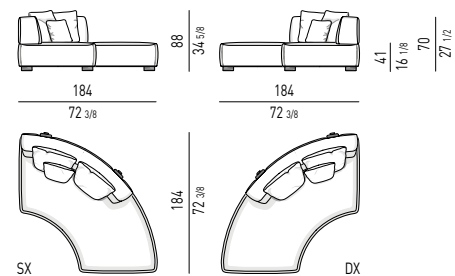
COUCH | COUCHES



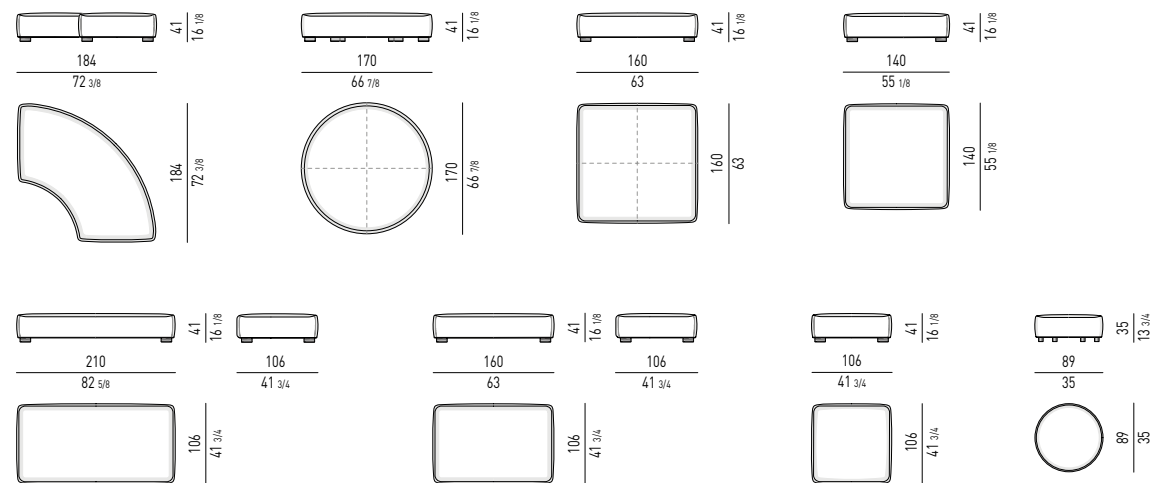
ANGOLO CURVO | ROUND CORNER



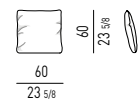
ANGOLO CURVO PENISOLA | ROUND OPEN-END CORNER



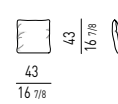
POUF | OTTOMANS



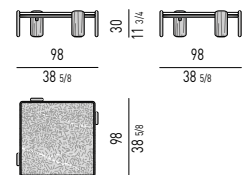
CUSCINO SCHIENALE OPTIONAL | OPTIONAL BACKREST CUSHION



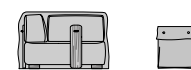
CUSCINO OPTIONAL | OPTIONAL CUSHION



TAVOLINO | COFFEE TABLE




OPTIONAL RAIN COVER



Disponibile per ogni elemento
Available for each element

**SUPPORTI E PIEDINI
SUPPORTS AND FEET**

**LEGNO
WOOD**



**PROFILI
PIPINGS**

**ECOPELLE DA OUTDOOR
OUTDOOR ECO-LEATHER**



**ALAMARI
FROGS**

**ALLUMINIO
ALUMINIUM**



TAVOLINO | COFFEE TABLE


**PIANO
TOP**

**PIETRA
STONE**



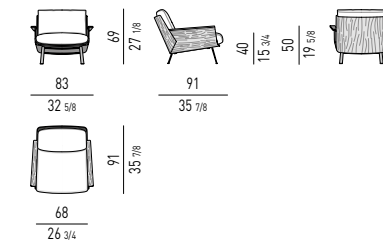
**GAMBE
LEGS**

**LEGNO
WOOD**

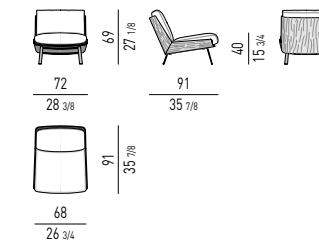


DAIKI OUTDOOR MARCIO KOGAN / STUDIO MK27

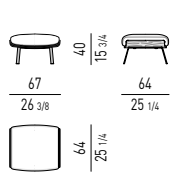
POLTRONA | ARMCHAIR



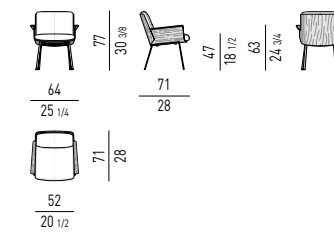
POLTRONA SENZA BRACCIOLI | ARMCHAIR WITHOUT ARMRESTS



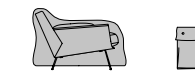
POGGIAPIEDI | FOOTSTOOL



POLTRONCINA DINING | DINING LITTLE ARMCHAIR




OPTIONAL RAIN COVER



Disponibile per ogni elemento
Available for each element

**STRUTTURA
STRUCTURE**

**LEGNO
WOOD**



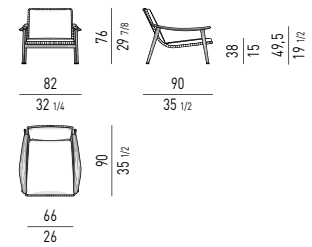
**GAMBE
LEGS**

**ACCIAIO
STEEL**

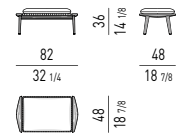


FYNN OUTDOOR GAMFRATESI

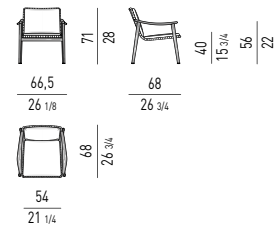
POLTRONA | ARMCHAIR



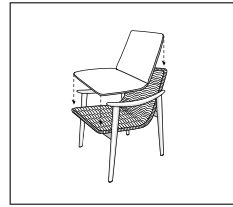
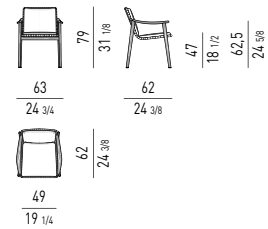
POGGIAPIEDI | FOOTSTOOL



POLTRONCINA LOUNGE | LOUNGE LITTLE ARMCHAIR

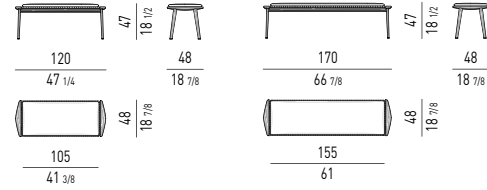


POLTRONCINA DINING | DINING LITTLE ARMCHAIR



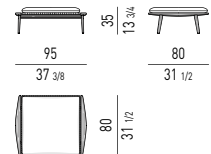
CUSCINO IMBOTTITO INCLUSO IN TUTTI GLI ELEMENTI
 PADDED CUSHION INCLUDED IN ALL THE ELEMENTS

PANCHE DINING | DINING BENCHES

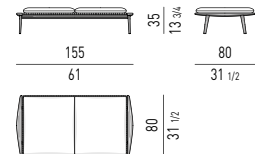


PANCHE | BENCHES

PANCA CM **95X80**
 BENCH CM **95X80**

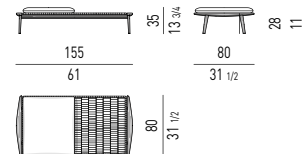


PANCA CON 2 CUSCINI CM **155X80**
 BENCH WITH 2 CUSHIONS CM **155X80**



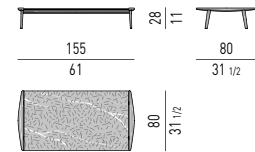
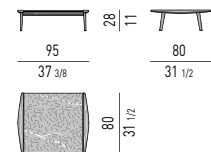
DIMENSIONE CUSCINO: CM 136X77
 CUSHION DIMESION: CM 136X77

PANCA CON 1 CUSCINO CM **155X80**
 BENCH WITH 1 CUSHION CM **155X80**



DIMENSIONE CUSCINO: CM 68X77
 CUSHION DIMESION: CM 68X77

TAVOLINI | COFFEE TABLES




OPTIONAL RAIN COVER



Disponibile per ogni elemento
 Available for each element


STRUTTURA
 STRUCTURE

LEGNO
 WOOD



RIVESTIMENTO SCOCCA
 SHELL COVER


FIBRA SINTETICA
 SYNTHETIC FIBRE



TAVOLINI | COFFEE TABLES

STRUTTURA
 STRUCTURE

LEGNO
 WOOD

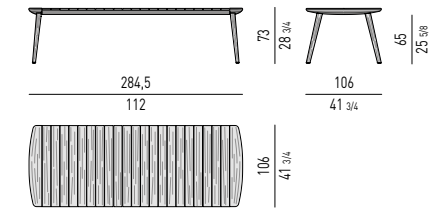
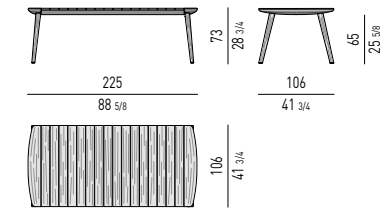


PIANO TOP

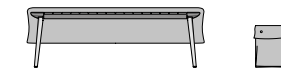
PIETRA
 STONE



FYNN DINING OUTDOOR GAMFRATESI




OPTIONAL RAIN COVER



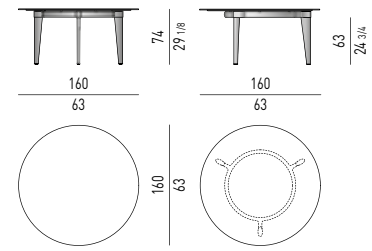
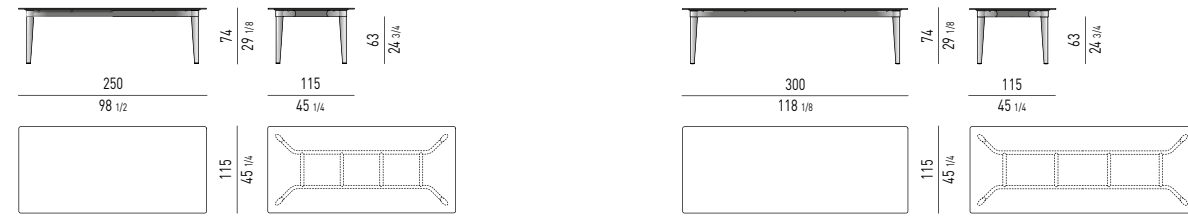
Disponibile per ogni elemento
 Available for each element

PIANO E GAMBE
 TOP AND LEGS

LEGNO
 WOOD



TERRACE RODOLFO DORDONI



OPTIONAL RAIN COVER



Disponibile per ogni elemento
Available for each element

PIANO TOP
GAMBE E TELAIO STRUTTURALE
LEGS AND STRUCTURAL FRAME

CERAMICA CERAMIC
ALLUMINIO ALUMINIUM




PIANO TOP
GAMBE E TELAIO STRUTTURALE
LEGS AND STRUCTURAL FRAME

CERAMICA CERAMIC
ALLUMINIO ALUMINIUM



BLOCK OUTDOOR RODOLFO DORDONI



OPTIONAL RAIN COVER




Disponibile per ogni elemento
Available for each element

PIANO TOP
STRUTTURA STRUCTURE

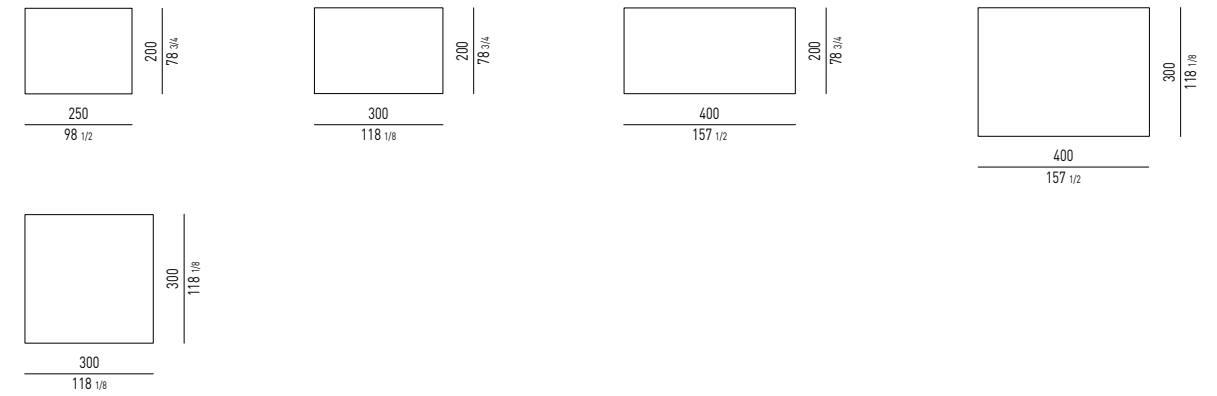
PIETRA STONE
LACCATO LUCIDO GLOSSY LACQUERED



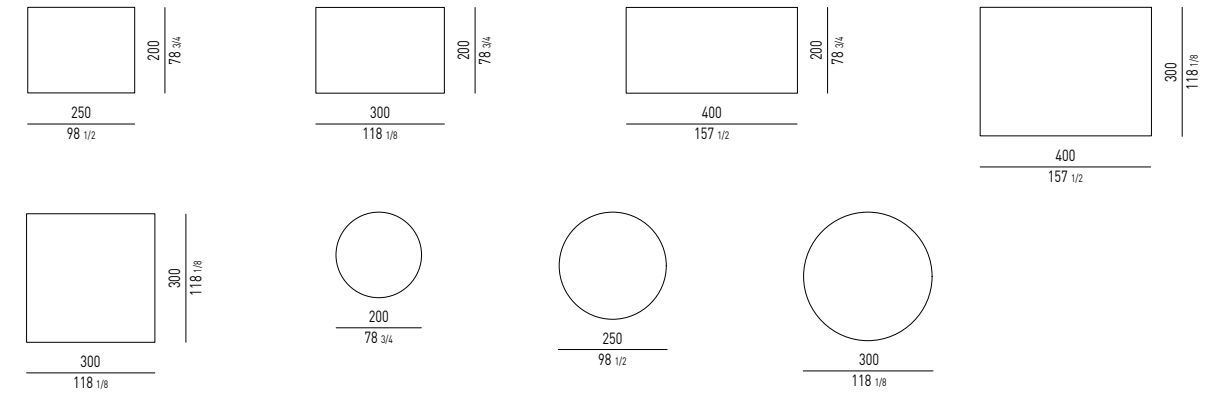
LEGNO WOOD



KYOTO MINOTTI STUDIO



AVERY MINOTTI STUDIO



Art Direction:

MINOTTI STUDIO

INTERIOR DECORATION
COMMUNICATION
GRAPHIC DESIGN
PRODUCT ENGINEERING

Styling: Simona Sbordone
Photo: Gionata Xerra
Assistant: Leonardo Duggento
Photo retouching: Pierpaolo Mazzola, Malvina Monteggia

Per ulteriori informazioni
vi invitiamo a visitare il nostro sito web.

For further information please
visit our website.

www.minotti.com

Follow us on:



#MINOTTI

WECHAT



È espressamente vietata
qualsiasi riproduzione,
copia o modifica,
anche parziale,
del presente catalogo.

Any reproduction,
representation
or modification,
in full or partly,
is expressly prohibited.

Printed: November 2020

Copyright © minotti spa 2020
All rights reserved



Minotti S.p.A. si riserva
la facoltà di modificare,
in qualunque momento
e senza preavviso,
le caratteristiche tecniche
dei modelli illustrati
nel presente catalogo.

Minotti S.p.A. reserves
the right to change,
at any time and
without prior warning,
the technical specification
of any product illustrated
in this catalogue.

Minotti S.p.A.
via Indipendenza, 152
20821 Meda (MB) - Italy
t. +39 0362 343499
f. +39 0362 340319
e. info@minotti.it
www.minotti.com

